

Feb  
2013

# The BELLOWS

*Home grown photography project receives new ID banners from EPSers*

## EPS Helps Local Free Photo Project

The Free Photo Project is an ongoing community service project supported by EPS. Project creator, Aloma Loren, makes this service available for the homeless folks in the area. EPSers have donated time, funds, materials and equipment to help her take portraits and give prints to folks who would otherwise never have any as keepsakes that most of us take for granted.



Photo - Gunther Fuernsteiner

Director, Aloma Loren, (center) with new EPS supplied banners.

***Your EPS dues are due for 2013***

## First 2013 Field Trip Called For Encore



At Walt Haring Snow Park on Saturday, January 19th, 4, 6, and 8 dog sled teams raced the clock through the woods and past checkpoints to the delight of the dogs, their owners, and the visitors. There was plenty of snow and sun, and even a

*continues on next page*

### Inside This Issue

- More Dog Race field trip photos 2
- Upscale frames going fast 3
- EPS First Place 4Cs digital images 4
- Tim Grey, Q&A, *Smart Objects?* 5
- Ridgefield Wildlife Refuge images 6
- Floating categories for 2013 7
- Stolen from Internet "Space Shuttles" 8





## Field Trip *continued*

refreshment trailer with drinks and food.

Brave skiers took part in a sport called, "Skijoring" where they strapped themselves to energetic hounds and were pulled across the groomed trails.

The action was fun to capture as the mushers and dogs pushed themselves to their limits, and the snow provided an interesting backdrop.



*EPSers l-r, Ron Seguin, Gina Reynolds, Jon Parker, Susan Starr & Jeff Green.*



*Photos by, Jeff Green*



Snowshoes weren't even needed, as the organizers allowed the public to walk on the edges of the groomed trails.

It was a fun day of photography and a wonderful respite from the gloomy gray cover that's persisted in the Willamette Valley.

A big thanks to **Ron Seguin** for setting up this field trip.

*Jeff Green*

*[Ed Note: Three EPSers, **Jon Parker, Gina Reynolds and Susan Starr** had so much fun on Saturday they drove back for an encore on Sunday. This is only the second*

*time in EPS history that a field trip was so good that folks went back for more. The lesson to be learned? Don't miss out on EPS field trips!]*

*Bruce Bittle*





## Special \$30 Upscale Frames Almost Gone

**T**wenty expensive frames for purchase by members to help generate funds for our club are almost gone.

They are all of an unusual size and will need mats cut to non-standard sizes, but they have been evaluated by a local framer and are approximately \$100 retail value for just the frame and glass.

Seventeen have been purchased so far for a members agreed

upon price of \$30 each, all of which goes directly to the club. The following dimensions denote the inside viewable area with beautifully finished frame measuring an additional 1 1/4" all around.

1 each at:

12 3/4" x 19 1/4"

15" x 18 1/2"

16 1/4" x 20 1/4"

Call me, 541-343-2386 for purchases.

Bruce Bittle



**2013 Convention  
Columbia Council of  
Camera Clubs**

**Hold the  
dates!**

Hood River, OR

October 11th, 12th & 13th

Hosted by:

Gorge Photography Club

Located at the Hood River Inn

[www.gorgephotography.com](http://www.gorgephotography.com)

**The gorge-ous Gorge is waiting for you!**

An EPS  
Preferred  
Vendor

**The Oregon Gallery**  
199 East Fifth Avenue, Eugene  
(Almost adjacent to the Steelhead Brewery)  
**15% discount on all matting and framing**





## Recent 4Cs Winning EPS Images

**O**ur club is currently in first place in the annual interclub digital image competition among twenty other clubs in the Columbia Council of Camera Clubs (4Cs).

The 4Cs is our regional parent organization that puts the best images from each club in competition so each can judge how their local members are doing compared to the best from all other clubs.

This is the first time in three years of competing that EPS has been in the top position. However, the competition year is far from over and the Forest Grove club judged all images this last month. Why is that im-



*Award of Merit photo by, Jeff Green*



*Award of Merit photo by, Alex Morley*



*Award of Merit photo by,  
Jerry Gowins*

portant to note? Two reasons. First, the judging club gets to submit two months worth of images next month. Second, the Forest Grove club has dominated this competition for many years. Stay tuned for next month's numbers.

Thanks to **Walt Biddle** and his judges for making good decisions and with EPSers continuing to submit their stunning images, we might just make the other clubs take notice that EPS has some outstanding shooters.

*Bruce Blittle, EPS, 4Cs Representative*





## Tim Grey Q & A

**Q:** *When doing adjustments [in Lightroom 4] to a year old photo in the Develop module the adjustments are from Lightroom 3. When I go to a newer photo the adjustments are from Lightroom 4. What's the reason for this? Is there a way to use the new set for older photos?*

**A:** This may lead to confusion, but it's actually a good feature.

Lightroom 4 includes a significant overhaul to adjustments in the Develop module. Names of sliders changed and functionality changed in many ways. The question was how to deal with images processed with prior versions.

What Adobe did is simply update the Process Version for the Develop module (and for Adobe Camera Raw as well). This means that Lightroom now knows which Process Version was used for any image, so it presents the "old" controls for earlier images, and the "new" controls for images that have never been adjusted.

The great thing is that the appearance of images you've worked on won't change, but all new images will get the benefit from the very much improved controls.

You can indeed update older images to the new Process Version. Go to the bottom-right of the image in the Develop module and

click the exclamation point icon. A dialog allows you to choose the update to All images on the filmstrip, only the Current Image, or Cancel.

Appearance of an earlier processed photo can change slightly by updating, so I prefer to update and fine tune older single images one at a time, on an as-needed basis.

It's possible to change from the new to an older version, but I don't see any good reason for doing that.

**Q:** *How do you use Smart Objects? I converted a layer to a Smart Object and then tried to apply a filter and got this error message: "Could not complete because the selected area is empty."*

**A:** I rarely make use of Smart Objects in Photoshop, they're just not smart enough.

Any change to a Smart Object layer is retained by that layer alone. And a change in any other layer will not appear in a Smart Object layer.

I suspect you have added an empty image layer and then converted that layer to a Smart Object. Instead, convert an actual pixel layer into a Smart Object.


I often say that Smart Objects make for a great demo, but don't really hold up in real world scenarios.

**Q:** *When I "Print to JPEG" in Lightroom is the brightness slider adjustment saved with the JPEG file?*

**A:** Yes, indeed! When using the "JPEG File" option from "Print To" in the "Print Job" right panel, the resulting JPEG image will appear as the printed image would look.

Turn on the "Print Adjustment" checkbox, then when using the Brightness/Contrast sliders, the JPEG image is created in the process.

Remember there's no preview for this, so you can see the effects only if you print from the "Print" module.

The "Print Adjustment" options should not be needed when you're creating a JPEG image for print layout. Generally, turn off the "Print Adjustment" checkbox in most cases when choosing the JPEG File output option. 

*Tim has written a dozen books, is a member of the Photoshop World Dream Team and has published hundreds of magazine articles.*

*[Ed Note: These articles are reprinted with permission.]*





# Now Prime Time For One Day FieldTrip



**L**ocated just fourteen miles North of the Columbia River and a mile West of I-5, the Ridgefield National Wildlife Refuge is in prime photo time. These shots were taken last Sunday morning and were well worth the \$3 entry fee. Rule says, "Stay in your car," so bring your window rests.

It's likely this time of year to be rainy, (it was on Sunday), but the birds didn't seem to mind at all. Take your longest telephoto lens and attach your doubler for best results.


Then go just another seven miles North to the Woodland exit and travel East eight miles to the Cedar Creek Grist Mill. It's still in operation from 1-4 PM Saturdays and Sundays.

The mill shot below was taken standing on the walkway of a covered bridge. You'll see the beautiful little barn on the road before the turn onto Grist Mill Road that takes you to the mill.

*Bruce Bittle*



*This kestrel was hoping for leftovers while hovering over an egret eating a snake.*



*Swans numbered over a hundred.*



*Frog legs for breakfast. GBH catches frog, washes it off, then down the hatch.*



*Immature bald eagle, hovering.*





## EPS 2013 Floating Categories

January - February  
**Long Exposures**

March - April  
**Yin and Yang**

May - June  
**Simplicity**

July - August  
*(Summer Break  
No meetings)*

September - October  
**Business/Store Front  
/ Window Display**

November - December  
**Macro / Close-ups**

## 2014 Calendar Theme - “Let There Be Light”

I'm not particularly interested in artificial light like city-scapes. However, sunsets, sunrises, sun breaking through the clouds...that

type of thing is all fair game. In short, “natural” light or a combination with heavy emphasis on the natural as opposed to artificial. If

we used this theme for 2013 we could have a re-run of the 2011 calendar on our hands. So, for the light theme, see the images below.

*Thanks, Eric Pearson*

### *Not Like These*



### *More Like These*



*We have 8 months to shoot for this 2014 calendar, which affords us ample time to shoot for the specific theme “Light.” As soon as we have notice from TechnaPrint of a new theme for 2015 we will post it.*

*Deadline for 2014 theme “Light” will be the first Tuesday meeting in September 2013.*

*An EPS  
Preferred  
Vendor*

## Focal Point Camera Store

161 West Ellendale, Dallas, OR

Your camera's home away from home.

**Generous discounts on most items**

**Call Mike Lowery, 503.623.6300**






# Stolen From The Internet

*You think learning Photoshop and Lightroom is tough?*



**Cockpit of the  
Space Shuttles.**

We think commercial  
airline pilot and  
EPS member,  
**Jon Parker,**  
is the only EPSer  
qualified to judge  
these photos.



*NASA Photos*







## What To Know

### February 2013

- 5 Print competition night
- 12 Ed. Night, **Star trails, Dave Putzier**
- 19 Digital competition night
- 26 Social Night - Q & A, demo night

### March 2013

- 5 Print competition night
- 12 Ed. Night, **"Light Painting"**
- 19 Digital competition night
- 26 Social Night - Q & A, demo night

### April 2013

- 2 Print competition night
- 9 Ed. Night, **Studio photos, Tom Bruno**
- 16 Digital competition night
- 23 Social Night - Q & A, demo night

### May 2013

- 7 Print competition night
- 14 Ed. Night, **TBA**
- 21 Digital competition night
- 28 Social Night - Q & A, demo night

### June 2013

- 4 Print competition night
- 11 Ed. Night, **TBA**
- 18 Digital competition night
- 25 Social Night - Q & A, demo night

### July & August Summer Break No Meetings

Next meeting, September 3rd  
Print competition &  
2014 Calendar image judging night

## When To Show

### • *Keith Munson show has been extended*

Keith has a *Paris and France* show in Harris Hall Lobby of the Lane Co. Courthouse that can be seen until the end of February. **Hours 8-5, 125 East 8th Avenue.**

### • *Cottage Grove, Show*

**Don Lown** is assembling an "all comers" show at the **Cottage Grove Community Center**, viewable for the next few weeks at 700 East Gibbs Avenue.

### • *Show at NEDCO*

*"A Small Look at a LARGE Harvest"*  
*How Farming is Changing in the Willamette Valley.* An educational photo show by, **Bruce Bittle, Tom Elder & Keith Munson.** Hours are 8-5 week days at 212 Main St., Springfield.

### • *NEXT June*

#### *EPS all members show*

The Lane County Courthouse lobby has been reserved for an all **EPS members show next June.** Theme will be *"Stunning Landscapes."* This show will go up Monday the 3rd and come down Friday the 28th of June.

All members welcome with two or three images matted and framed to "old club standard" (double white mats and black frames).

### • *Do you have a show?*

If you have a show going up soon or images soon to be seen in print, let us know the date and location where your work will appear.

If we know where and when, we'll let others know how to find and enjoy your efforts. **Contact:**  
<bittled70@gmail.com>

## Classifieds

**Classified Ads  
Free to all  
EPS members**

This  
Space  
Available

### **EPS buys local mats & frames in bulk**

**MATS** 16x20 double whites, acid-free with stiff backers. White core, \$6 - Black core \$14  
**Center cut opening accepts 10"x15" horiz. or vert. prints.**

**FRAMES** 16x20 Neilson quality aluminum Black or Silver with hardware & glass, \$15 each. Two dollars from each mat & frame purchase are donated to EPS.

**Contact:**  
**Bruce Bittle 343-2386**

## Legal Stuff

The **Bellows** is published monthly by the Emerald Photographic Society, a not-for-profit organization, and is completely supported by EPS funds. All materials within do not necessarily reflect the views of the EPS Board of Directors, officers, membership, supporting vendors or editor of this publication. All brand and product names listed are trademarked

and/or registered and are not necessarily endorsed by EPS. EPS does endorse vendors offering our members discounts listed on the last page of each issue.

Reprinting articles from The Bellows for non-commercial use is permitted as long as the photo or article is not copyrighted and source credit is given to the author and this newsletter.

Any other type of reproduction requires specific written permission.

Inquiries about, or submissions for The Bellows (article deadline — 4th Tues. for following month publication) may be directed to the editor, c/o Emerald Photographic Society, 1236 Debrick Rd., Eugene, OR 97401, or by email <bittled70@gmail.com>





## ***EPS Preferred Vendors***



Show your membership card to these vendors for nice discounts.  
Be a good ambassador for EPS each time you receive these discounts  
by letting these folks know how much you appreciate their support.



### **Dotson's Camera Store**

1668 South Willamette Street

**15% Discounts on in-house processing (including slide processing)**

### **Evergreen Film Service**

1412 West 7th Avenue

**15% Discount on all in-house services (including slide processing)**

*Your camera's home  
away from home*

### **Focal Point Photography**

161 West Ellendale, Dallas, OR

**Generous discounts on most items**

**Call Mike Lowery, 503.623.6300**

### **Oregon Gallery**

199 East Fifth Avenue, Eugene

**15% discount on all matting and framing**



### **Derek Dickerson, Computer Technician**

**Discounts on house-calls & on-phone computer help**

PCs & Macs, Hardware, Upgrades, Networks

**888-458-5650 Cell: 541-335-9912 or [www.teQmo.com](http://www.teQmo.com)**

### **U of O Bookstore Art Department**

Corner of 13th Ave. & Alder St.

**20% discount on all art supplies**

### **Vistra Gallery**

160 East Broadway, Eugene

**20% discount on all printing, matting and framing**

**Up to 30% discount on all orders over \$500**