

Mar
2013

The BELLOWS

Food - Fun - Auction - Raffle - Awards - Best Images of the Year

EPS Annual Awards Banquet, Saturday

This is the best night of the year for all EPSers. This is the night when the best photo work of the year is rewarded, displayed and applauded while the photographers learn who among them earned the most points in last year's competitions to be honored as the Photographer of the Year and who will hold that position for the rest of this year as "Top Gun."

The call back print and digital images have been judged by three judges each from outside the club to determine the Image of the Year for all categories in both Divisions. These will be displayed for all to see as the awards are announced. With a little luck the display method might be a surprise to all.

*A collage of last year's activities*

Banquet Evening Schedule

**5pm
Setup****5:30 - 6:30pm
Silent Auction & Raffle****6:30 - 7:30pm
Potluck Dinner****7:30 - 8:30pm
Awards & Winning Images****8:30 - 9pm
Cleanup**

If you've never been to this event the drill is simple. Your choice is to bring either a main dish, a salad, or a dessert to share with others. Drinks and utensils will be provided. Bring some mad money to spend at the Auction and the Raffle. Then come and join the fun and see some great images.

See you all there!

Inside This Issue

- Ridgefield WR field trip & photos 2
- Tim Grey, Q&A, *Exporting Ltrm Catalog* 3
- *Auto Cleanup Amateur Photo Flaws* 4
- New Theme & Judge for "Fun Night" 5
- One more upscale frame/4Cs 2013 6
- Floating categories/Calendar theme 7
- Stolen from Internet "Tree Tunnels" 8



Good EPS Wildlife Refuge Field Trip

A group of five EPSers didn't see much sunshine, but that didn't matter. By the second time around the big driving loop at the Ridgefield Wildlife Refuge a short distance north of the Columbia River, everybody was thinking, "How did we miss all this good stuff the first time around?"

Most of the tundra swans from the week before had moved on, but there were still many shots being identified as "keepers" as soon as they were taken. Blue Herons would walk not more than fifteen feet from the car with no concern about big lenses, shutter clatter or excited guys talking through open windows.

Rolling bird blinds give better access to wildlife when, as in this case, the birds have had a lifetime to become accustomed to cars and not people. The one-way drive trail at this refuge is about three miles around and took us three and a half hours to circumnavigate twice.

After a break for lunch at a local watering hole, our two-car caravan headed for the Cedar Creek Grist Mill east of Woodland just up the freeway another four miles, then inland another fifteen. A sprinkling rain greeted us but added ambience to the old mill with a lot of whitewater in the creek.

Everyone agreed without doubt they were glad to have taken off in midweek to make the trip.

Bruce Bittle




Photo - David Becker



Photo - Walt Biddle



Photo - Jon Parker



Photo - Ron Seguin



Photos - Walt Biddle



Q&A With Tim Grey

Q: *I travel and would like to take a back-up copy of my Lightroom catalog, [make image changes] on the road, then transfer them to the main catalog on an external hard drive. Exporting the entire catalog back and forth takes far too long. How should I proceed?*

A: There are risks involved, so this task should be approached with extreme caution.

I [travel a lot] so I keep my Lightroom catalog on my laptop. That way I always have my catalog with me. I also have [with me] the actual images on my primary external hard drive. [This way] I can utilize the catalog [any]time.

Your easiest solution is to simply keep the Lightroom catalog on the same external hard drive as your photos. That way all you do is connect that drive to whichever computer you are using then open the catalog. This is very simple if you need to travel with your images.

Either keep the catalog on the computer you'll be traveling with, or keep it on the external hard drive that contains all of your photos. That way you have everything in one place and full access to your images.

Q: *Wanting the best quality images on a new iPad, I assumed the best thing to do is size them to 2048 ppi [long sides], change to sRGB, then sync a folder to the iPad. But, iTunes reduces larger image sizes when loading. What size should I make the images?*

A: You don't have much control here [because default] processing is applied as you synchronize with your iPad. Similar issues occur with [other mobile devices, so] details will vary.

In your case only the actual pixel dimensions [2048 ppi long sides] matter. My experience has been that the [iTunes] automatic processing introduces no problems [and is] the most convenient method to use. I've found the [default] compression [of larger images] to be very effective without having a visible impact on image quality.

I focus on consistent processing of the images. Resize to 2048 pixels on the long side (I use the Export feature in Lightroom), convert the images to sRGB then save as JPEG files with Quality set at max. value (100 in Lightroom, 12 in Photoshop). I then synchronize those images in folders to iTunes, and the results are always very good.

Q: *Just curious as to what the better method is for sharpening. Since I shoot JPGs in my DSLR, should I add sharpening in the camera or post processing or both?*

A: My preference is to save sharpening for post-processing, because it's best to apply sharpening specifically suited to an image. If you're compensating for sharpness lost naturally with [any] digital capture, minor amounts could be devised for all images. With testing you could determine in-camera settings that work well for your JPEG captures. As long as you're using minimal sharpening in-camera, you shouldn't run into any problems with your images.

It is worth pointing out that this distinction between in-camera versus post-processing sharpening relates only to JPEG captures, not to RAW captures.



Tim has written a dozen books, is a member of the Photoshop World Dream Team and has published hundreds of magazine articles.

[Ed Note: These articles are reprinted with permission.]



NEDCO Images to Changeout Next Month

Time for new images at NEDCO. Changeout will take place on Friday March 29th at 5 pm.

No specific theme has been set

for this three month show that will be on display through the end of June. Choose your most interesting images on any subject matter that you think viewers would enjoy.

Images must be framed with standard EPS 16"x20" frames however, image size and mats can be the makers choice.




New Chip Cleans Up Amateur Photo Flaws

Science Daily, Feb. 19, 2013

— Your smartphone snapshots could be instantly converted into professional-looking photographs with just the touch of a button, thanks to a processor chip developed at MIT.

The chip can perform tasks such as creating more realistic or enhanced lighting in a shot without destroying the scene's ambience, in just a fraction of a second. The technology could be integrated with any smartphone, tablet computer or digital camera.

Known as High Dynamic Range (HDR) imaging, the chip's processor automatically takes three separate "low dynamic range" images with the camera, then merges them to create one image capturing the entire range of brightness in the scene. It is fast enough to apply to



This image shows an integration of a processor with DDR2 memory, a camera and a display through the USB interface. The system provides live computational photography. Photo: MIT, Nathan Ickes

video and the chip consumes dramatically less power than existing CPUs while performing the operation.

The chip will also enhance the lighting in dark scenes more realistically than conventional flash pho-

tography. In this instance the processor takes two images, one with a flash and one without. It then splits both into a base layer and a detailed layer and merges the two preserving the natural ambience from the base layer while extracting the details from the flash.

The chip removes noise by blurring undesired pixels with its surrounding neigh-

bors so that they match. It can also preserve sharpness or enhance it by using what is called a bilateral filter that prevents the system from blurring across edges.

A working prototype of the chip was presented at the International Solid-State Circuits Conference in San Francisco in February.

The work was funded by the Foxconn Technology Group, based in Taiwan.



An EPS
Preferred
Vendor

Dotson's Camera Store

1668 South Willamette Street

15% Discounts on in-house processing (including slide processing)



2013 EPS Fun Night Theme Announcement

“Fun Night” November 26, 2013

This year’s theme

“Make ‘Em Laugh”

Prizes will be awarded
to the three images
that elicit the loudest laughs
as recorded on the spot by a
professional decibel meter.

Poke fun at anything (or anybody!)

Staged images or candid.

Digital images only (1080 pixels on long side)

Bring your images on a thumb drive
to make downloading easy.

Snacks and drinks will be provided.



Special \$30 Upscale Frames Almost Gone

SORRY. SOLD OUT

WELL... NOT QUITE SOLD OUT!
HOLD EVERYTHING!
TOM FOUND ANOTHER ONE!
OPENING MEASURES 17 3/4" X 15 3/4"
Call - 541-343-2386



**2013 Convention
Columbia Council of
Camera Clubs**

**Hold the
dates!**

Hood River, OR
October 11th, 12th & 13th

Hosted by:

Gorge Photography Club
Located at the Hood River Inn

www.gorgephotography.com

The gorge-ous Gorge is waiting for you!

An EPS
Preferred
Vendor

Evergreen Film Service

1412 West 7th Avenue

15% Discount on all in-house services (including slide processing)



EPS 2013 Floating Categories

January - February
Long Exposures

March - April
Yin and Yang

May - June
Simplicity

July - August
*(Summer Break
No meetings)*

September - October
**Business / Store Front
with Window Display**

November - December
Macro / Close-ups

2014 Calendar Theme - “Let There Be Light”

I'm not particularly interested in artificial light like city-scapes. However, sunsets, sunrises, sun breaking through the clouds...that

type of thing is all fair game. In short, “natural” light or a combination with heavy emphasis on the natural as opposed to artificial. If

we used this theme for 2013 we could have a re-run of the 2011 calendar on our hands. So, for the light theme, see the images below.

Thanks, Eric Pearson

Not Like These



More Like These



We have 8 months to shoot for this 2014 calendar, which affords us ample time to shoot for the specific theme “Light.” As soon as we have notice from TechnaPrint of a new theme for 2015 we will post it.

Deadline for 2014 theme “Light” will be the first Tuesday meeting in September 2013.

*An EPS
Preferred
Vendor*

Focal Point Camera Store

161 West Ellendale, Dallas, OR

Your camera's home away from home.





Generous discounts on most items

Call Mike Lowery, 503.623.6300



Stolen From The Internet

Does Oregon Have a Tree Tunnel Somewhere?



Find locations and details on the Web at: *<Top Ten Tree Tunnels in the World>*



What To Know

March 2013

- 5 Print competition night
- 12 Ed. Night, "Light Painting"
- 19 Digital competition night
- 26 Social Night - Q & A, demo night

April 2013

- 2 Print competition night
- 9 Ed. Night, **Studio photos, Tom Bruno**
Meeting will be held in studio at 1st & ???
- 16 Digital competition night
- 23 Social Night - Q & A, demo night

May 2013

- 7 Print competition night
- 14 Ed. Night, TBA
- 21 Digital competition night
- 28 Social Night - Q & A, demo night

June 2013

- 4 Print competition night
- 11 Ed. Night, TBA
- 18 Digital competition night
- 25 Social Night - Q & A, demo night

July & August Summer Break No Meetings

August 2013

- 6 Print competition night &
2014 Calendar Judging night
- 13 Ed. Night, TBA
- 20 Digital competition night
- 27 Social Night - Q & A, demo night

When To Show

• **David Becker has a show** in Harris Hall Lobby of the Lane Co. Courthouse that can be seen until the end of March. **Hours 8-5, 125 East 8th Avenue.**

• **David Putzier has a solo** show of, "Random Favs" at Dot Dot-sons that can be seen until the middle of the month. **Also:** Several of his images are on display in the David Joyce Gallery at LCC.

• **Keith Munson has a show** on France in the Springfield Library that will be displayed until the end of the month. In April his Mercedes Auto Museum show will be seen in the lobby of the Lane Co. Courthouse in Eugene.

• **Cottage Grove, Show**
Don Lown's coordinated EPS "all comers" show at the **Cottage Grove Community Center**, is still viewable at 700 East Gibbs Avenue.

• **Show at NEDCO continues**
"A Small Look at a LARGE Harvest"
An educational photo show by, **Bruce Bittle, Tom Elder & Keith Munson.**
Hours, 8-5 week days at 212 Main St., Springfield. **2nd Fri. Art Walk 5-8pm.**

• **NEXT June**
EPS all members show
The Harris Hall Lobby at the Lane County Courthouse in June.
Theme, "Stunning Landscapes." Show goes up Mon. 3rd, comes down Fri. 28th. **Images must be in "old club standard" (blk frames, dbl wht. mats).**

• **Do you have a show?**
Contact: <bittled70@gmail.com>

Classifieds

Classified Ads
Free to all
EPS members

This
Space
Available

EPS buys local mats & frames in bulk

MATS 16x20 double whites, acid-free with stiff backers.
White core, \$6 - Black core \$14
Center cut opening accepts 10"x15" horiz. or vert. prints.

FRAMES 16x20 Neilson quality aluminum Black or Silver with hardware & glass, \$15 each.
Two dollars from each mat & frame purchase are donated to EPS.

Contact:
Bruce Bittle 343-2386

Legal Stuff

The Bellows is published monthly by the Emerald Photographic Society, a not-for-profit organization, and is completely supported by EPS funds. All materials within do not necessarily reflect the views of the EPS Board of Directors, officers, membership, supporting vendors or editor of this publication. All brand and product names listed are trademarked

and/or registered and are not necessarily endorsed by EPS. EPS does endorse vendors offering our members discounts listed on the last page of each issue.

Reprinting articles from The Bellows for non-commercial use is permitted as long as the photo or article is not copyrighted and source credit is given to the author and this newsletter.

Any other type of reproduction requires specific written permission.

Inquiries about, or submissions for The Bellows (article deadline — 4th Tues. for following month publication) may be directed to the editor, c/o Emerald Photographic Society, 1236 Debrick Rd., Eugene, OR 97401, or by email <bittled70@gmail.com>





EPS Preferred Vendors



Show your membership card to these vendors for nice discounts.
Be a good ambassador for EPS each time you receive these discounts
by letting these folks know how much you appreciate their support.



Dotson's Camera Store

1668 South Willamette Street

15% Discounts on in-house processing (including slide processing)

Evergreen Film Service

1412 West 7th Avenue

15% Discount on all in-house services (including slide processing)

*Your camera's home
away from home*

Focal Point Photography

161 West Ellendale, Dallas, OR

Generous discounts on most items

Call Mike Lowery, 503.623.6300

Oregon Gallery

199 East Fifth Avenue, Eugene

15% discount on all matting and framing



Derek Dickerson, Computer Technician

Discounts on house-calls & on-phone computer help

PCs & Macs, Hardware, Upgrades, Networks

888-458-5650 Cell: 541-335-9912 or www.teQmo.com

U of O Bookstore Art Department

Corner of 13th Ave. & Alder St.

20% discount on all art supplies

Vistra Gallery

160 East Broadway, Eugene

20% discount on all printing, matting and framing

Up to 30% discount on all orders over \$500