

June
2013

The BELLOWS

Committee comes up with some good new ideas in less than six weeks

Big 2014 Changes Proposed For EPS

The winds of change blew into town and in less than six weeks a dedicated handful of club members agreed on some new and hopefully better ways for EPS to meet its stated purpose for existence.

Our club's stated purpose: *"To encourage amateur photographers through education, competition, demonstration and hands on experience to become better photographers,"* could soon be accomplished through a new set of monthly procedures. This will happen if a majority of EPS

membership agrees to try some proposed new ideas to see if they'll work.

Basically, without eliminating them altogether, the proposal reduces the emphasis on judged competitions and relies more on individual participation through educational critiques and discussions about our images.

Digital competition will be simplified by the elimination of Floating categories and limiting entries to two each month. This should relieve the time crunch experienced on Digital nights caused by too many entries.

Print competition will become a "Challenge" night with all existing categories allowed and others to be selected and determined monthly by a newly created Challenge committee and chair.

Digital and Print competitions will be combined into a single night of judging and

critiquing while scoring for both will be entered on the Score 27 program.

All images entered monthly regardless of score will be accepted for final year-end judging by the outside judges. This final judging determines all of the year-end awards that are presented at annual banquet time.

One of the most interesting ideas and one that could create a lot of member interest and discussion is a proposed "Before & After"

wall. Members who do a lot of postproduction manipulation to photo images

thereby creating photo-illustrations or photo-art will be encouraged to bring "before and after" prints to display on the cork board for discussion with others who would like to learn how to produce similar creative images.

All in all, 2014 might just be the most interesting year EPSers have had in a long time.

Bruce Bittle



The new ideas are listed in Summary detail beginning on page 2

Inside This Issue

• Summary of Proposed EPS Changes	2
• Ed Night Studio Shoot, Big Success	3
• Review, <i>Flashmate</i> , F-198C LED Light	4
• EPSers - good bird luck at Finley WR	5
• Tim Grey, Q&A, <i>PS mess?</i> - Best B&W?	6
• Science - <i>Spray-on Lens</i> - Bug-Eye Lens	7
• Science - <i>Microbatteries</i> - 1 Billion fps	8
• New, simple, compact flash diffuser	9
• Floating categories/Calendar themes	10
• Stolen from Internet, <i>Crazy cars</i>	11



SUMMARY OF PROPOSED AMENDMENTS TO 2014 EPS BYLAWS and COMPETITION RULES

The EPS board of directors recommends that the following changes be presented for membership approval by a majority vote of the members present at the regular meeting on Tuesday, September 24, 2013.

Complete drafts of the proposed 2014 Constitution and Bylaws and proposed 2014 Standing Rules: Competition will be posted on the EPS website <http://www.emeraldphotographic.org>.

The EPS board recommends that:

- (1) The monthly print competition become one of the competition categories, combining print and digital competition into one competition committee and one regular monthly meeting.
- (2) The new print category replace the floating category in competition and include all the other categories: pictorial, nature, people, and abstract/experimental.
- (3) The current monthly print competition and floating category be replaced by a "challenge" meeting administered by an elected challenge committee chair "... to challenge members to take photographs of a variety of different topics to broaden their knowledge and experience. A new topic will be selected for every challenge meeting. Submission of images may be either digital or print and must have been taken no earlier than when the topic is announced. A topic will be announced at each challenge night meeting for the next challenge meeting. The submissions will not be scored but will be open to general discussion...." Guidelines will be supplied by the challenge committee chair.
- (4) The number of entries in the monthly competition meeting be limited to two entries per member instead of three.
- (5) The following paragraphs in *Standing Rules: Competition* be changed:

Monthly Competition Rules: Eligibility: ~~"As noted below, some categories do not allow altered images ... not make an image 'altered'."~~ [Only the nature category limits the degree of alteration permitted.]

EPS Revision Committee Members

Chair, Mary Harrsch
Walt Biddle
Ben Carlson
Stephen Franzen
Rick LeBrun
Christa Lowe
Kurt Pratt
Jonathan Parker
David Putzier
Mike VanDeWalker
Ron Seguin, (Official
attendee)

A big "thank you" to
all of the above who
really knew how to,
"Git 'er done."

continues on next page



Summary *continued*

Images Receiving Less Than 18 Points: ~~"An image judged to be ineligible ... score will not be discarded."~~ [Paragraph determined to be unnecessary.]

Annual Awards: Eligibility: "Only images ~~receiving 18 points or higher in monthly competition~~ entered ~~in a year's monthly competitions~~ are eligible for ~~image awards in annual competition~~ ~~that year's annual awards.~~"

- (6) Editing be done to clarify which committee chairs are member elected and vote with other board members and which committee chairs are president appointed and board approved who apparently do not vote with board members. Previously these were listed alphabetically without any designation. The affected sections are bylaws Article 5: Governing Power, Article 6: Officers and Their Duties, and Article 10: Duties of Committees. References to member-elected committee chairs are: "the challenge meeting, competition meeting, critiquing, education meeting, and social meeting committee chairs."
- (7) Editing be done to transfer items from Article 8: Miscellaneous to appropriate committee descriptions in Article 10: Duties of Committees.



"Fun Night" November 26, 2013 ***"Make 'Em Laugh"***

Prizes will be awarded to the three images that elicit the loudest laughs when recorded on the spot by a **professional decibel meter.**

Poke fun at anything (or anybody!) Staged images or candid.

Digital images only (1080 pixels on long side). Bring your images on a thumb drive to make downloading easy.

Snacks and drinks will be provided.



GiSTEQ Flashmate F-198C LED Light

Review by Keith Patankar, Hunts Photo & Video, Melrose, MA

We all know how important light and light control is to photography and now with digital cameras that can shoot both still and video, finding the right light source can seem overwhelming. LED lighting has now become one of the most popular sources of light.

Not only in photography, but LEDs are everywhere; in building fixtures, flashlights, automobiles, track-lighting and on and on. So it only makes sense to try to balance the light we are using on our camera with the light that is in the environment we are shooting. But with hundreds of models on the market, which one is right for you? Like any equipment in photography today, that largely depends on your needs as a photographer. In this article I will show you a model that is reasonably priced and will fit a large number of photographers' and videographers' needs. The Gisteq Flashmate F-198C LED Light.

The Gisteq Flashmate F-198C LED Light is a moderate size LED light that comes with an adapter to fit in your camera's hot shoe. Like the name suggests it features a panel of 198 LED bulbs. One thing that I always suggest




is to get an LED with a dimmer. The Flashmate F-198C features an easy-to-turn knob on the back that allows you to adjust the light output. One really nice feature is there is a separate adjustment knob to control color temperature from 3200K-5500K. Most LED lights in this price range or higher will come with a separate gel to put on and off to change color temperature. This color control knob is extremely useful when working with mixed lighting or moving in and out of different lighting situations.

Another unique feature is the use of Matrix Lighting Technology. This technology places narrow angle LED bulbs in the center and wide-angle LED bulbs around the

edges. This creates even lighting on the subject from center to edge. It also allows for brighter illumination when you zoom in on your subject. The Flashmate F198C uses 6 AA batteries or has the option to use a Sony lithium L-series video battery. With connections and all four sides you can mount the LED light vertically or horizontally or even stack multiple LED lights together for a brighter output.


I personally found the Gisteq Flashmate F-198C LED Light to be one of the best LED lights on the market under \$200. It has good, even light output and the ability to adjust color temperature easily is a nice feature. The battery life is very good. I have been using digital AA batteries and have not run out of battery life yet. The only downside to some may be the size which will require an extra spot in your bag. The dimensions, 6"x4"x2.25," not huge, but something to think about. On the other hand light is so important to getting the right shot, it is well worth fitting this LED light into you bag.

Contact Keith at Hunt's Photo at 781.462.2340 for special pricing by mentioning this article. 

"Light is your subject, color is your partner, but Luck can be your best buddy."




Good Spring Birding At Finley WR




Yellow headed blackbird

The birds in the wetlands along Bruce Rd. at the south end of Finley WR north of Monroe have been very cooperative this spring. Several EPSers have had good luck shooting, sometimes even rarely seen species.



American bittern



Red winged blackbird



Yellow headed blackbird (female)

Bruce Bittle
photos
unless
otherwise
noted






Photo - Bob Pettit

Sora chick



Virginia rail chick



Virginia rail





Photo - Walt Biddle

Common snipe



Sora







Photo - Bob Pettit

Barn swallow



Coot chicks



Who knew that coots bought
their kids at the dime store?





Q&A With Tim Grey

Q: *Working with almost any tool changes the Photoshop interface from dark gray to checkerboard. A click brings back the dark gray interface. The crop tool is worse causing the image to go black. [What's happening?]*

A: Needless to say, the symptoms you describe are not normal, so there should be a solution. Two issues and the second is the more likely culprit [with] three recommendations.

First, if Photoshop is acting "weird" reset the Preferences. For reasons I've never understood, the Preferences file has a tendency to get corrupted. To [re-set], hold the Ctrl+Alt+Shift keys on Windows or the Command+Option+Shift on Macintosh, then launch Photoshop and (while loading) press and hold those keys. [Then] click "Yes" to delete the Settings file when load is complete.

If [that] doesn't solve the problem, disable the graphics processor unit (GPU) on the display adapter (video card). From the menu choose Edit > Preferences > Performance on Windows or Photoshop > Preferences > Performance on Macintosh. Then turn off the Use Graphics Processor checkbox and click OK. Close and re-launch. If

this solves the problem, update your display adapter drivers to the latest version, and then enable the Use Graphics Processor option in Photoshop's Preferences, and see if that resolves the issue.

If not, you'll need to keep the Use Graphics Processor checkbox turned off until you can obtain a driver update that resolves the underlying issues.

If neither of these issues solve the problem, it is worth uninstalling and then reinstalling Photoshop. Generally the first two options presented here will resolve the sort of issue you describe.

Q: *Can you explain what the 'anti-aliasing' option means?*


A: Pixels are square. However, 45-degree angles, for example, can't follow the edges of pixels. Instead, the selection edge must follow a "stairstep" pattern.

[Those] jaggies can be problematic [hence] anti-aliasing. Anti-aliasing [blurs the sharp points of the edge by partially selecting each pixel] so that the jagged pattern is smoothed out.

I recommend turning on the Anti-Alias checkbox on the Options bar whenever it is available for the tool you're using to create a selection.

Q: *[With] a black & white image will [I] have more tonal information if I save as a TIFF file [rather than a] JPEG file?*

A: A TIFF image can be saved in 16-bit per channel mode, while a JPEG image can only be saved in 8-bit per channel mode. The 8-bit per channel JPEG image [has] only 256 shades of gray, TIFF in 16-bit channel gives you 65,526 shades of gray. This is a rather significant difference, with the TIFF result being smoother gradations of tonal values.

Therefore, I strongly recommend working in 16-bit per channel mode then saving the master image that results as a 16-bit per channel image. A JPEG is fine for a smaller version for online display, but for a master image to be used for printed output, saving as a 16-bit per channel TIFF (or Photoshop PSD) can have a significant impact. 

Tim has written a dozen books, published hundreds of magazine articles and is a member of the Photoshop World Dream Team.

[Ed Note: These articles are reprinted with permission.]



Unique Capabilities Of Bug's View Camera

Science Daily May 1, 2013 — A team of researchers have created the first digital cameras with designs that mimic those of ocular systems found in insects. This class of technology offers exceptionally wide-angle fields of view, and nearly infinite depth of field.

Taking cues from Mother Nature, the camera, with full 180 degree field of view with zero aberrations, exploit large arrays of tiny focusing lenses and miniaturized detectors just like eyes found in dragonflies, bees or praying mantises. The devices combine soft, rubbery optics with high performance silicon detectors, using ideas first established in research on skin and brain monitoring systems.

"A critical feature of our fly's

eye cameras is that they incorporate integrated microlenses, photodetectors, and electronics on hemispherically curved surfaces," said Jianliang Xiao, an assistant profes-

sor of mechanical engineering at University of Colorado Boulder.

"To realize this outcome, we used soft, rubbery optics bonded to detectors/electronics in mesh layouts that can be stretched and deformed, reversibly and without damage," he said.

Such devices are of longstanding interest for their potential use in surveillance devices, tools for endoscopy, and other applications needing these unique capabilities."

Research was funded by Defense Advanced Research Projects Agency DARPA and the National Science Foundation. "Digital Cameras With Designs Inspired By the Arthropod Eye," published in the May 2, 2013 issue of Nature.



New Flat, Spray-On, Optical Lens Created

Science News May 23, 2013 — A University of British Columbia engineer and a team of U.S. researchers have made a breakthrough utilizing spray-on technology that could revolutionize the way optical lenses are made and used.

The technology could change the way imaging devices like cameras and scanners are designed.

Nearly all lenses -- whether in an eye, a camera, or a microscope -- are presently curved. "The idea of a flat lens goes way back to the 1960s," researcher Kenneth Chau says. "The challenge is that there are



no naturally occurring materials to make that type of lens, but we have come up with a fairly simple recipe that acts as a flat lens."

The team has developed a substance that can be affixed to surfaces like a glass slide and while the spray-on, flat lens represents a

significant advancement in technology, it is only an important first step, Chau says.

"This is the closest validation we have to an original 1960 theory," he says. "The recipe, now that we've got it working, is simple and cost-effective. Our next step is to explore the effect to the fullest."

The development of the flat lens is published in the May 23 issue of Nature. Researcher, Kenneth Chau, School of Engineering at UBC's Okanagan campus, with colleagues at the National Institute of Standards & Technology in Maryland.





New Microbatteries the Most Powerful Yet

Science Daily - Apr. 16, 2013

Though they be but little, they are fierce. The most powerful batteries on the planet are only a few millimeters in size, yet they pack such a punch that a driver could use a cellphone powered by these batteries to jump-start a dead car battery -- and then recharge the phone in the blink of an eye.

Developed by researchers at the University of Illinois at Urbana-Champaign, the new microbatteries out-power even the best supercapacitors and could drive new applications in radio communications and compact electronics. The researchers published their results in the April 16 issue of *Nature Communications*.

In recent decades, electron-

ics have gotten small. The thinking parts of computers have gotten small. And the battery has lagged far behind. "This is a whole new way to think about batteries," King said, "A microtechnology that could make the power source as high-performance as the rest of it."

The new microbatteries offer both power and energy, and by tweaking the structure a bit, the researchers can tune them over a wide range on the power-versus-energy scale.

The microscale batteries are rechargeable and can charge 1,000 times faster than competing technologies -- imagine juicing up a credit-card-thin phone in less than a second. In addition to consumer electronics, medical devices, lasers,

sensors and other applications could see leaps forward in technology with such power sources available.

"Any kind of electronic device is limited by the size of the battery -- until now," King said. "It's a new enabling technology. It's not a progressive improvement over previous technologies; it breaks the normal paradigms of energy sources. It's allowing us to do different, new things."

Now, the researchers are working on integrating their batteries with other electronics components, as well as manufacturability at low cost.

The National Science Foundation and the Air Force Office of Scientific Research supported this work.



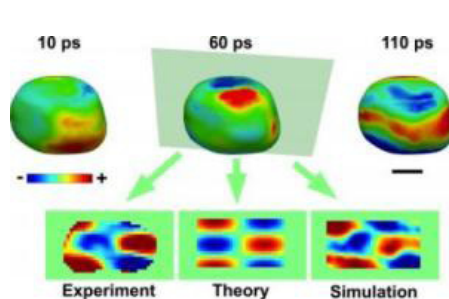
A Billion Frames Per Second!!!!!!!!!!!!!!!!!!!!!!!!!!!!

Science News - May 23, 2013

A billion-frames-per-second 3D movie was able to freeze all motion of atoms leaving only the electrons still moving, revealing in exquisite detail, vibrations repeating every 90 picoseconds.

Just as the sound quality of a musical instrument can provide great detail about its construction, so too can the vibrations seen in solid materials provide important information about their composition and functions."

"It is absolutely amazing," said



Lead Researcher, Jesse Clark, "that we are able to capture snapshots of these nanoscale motions and create movies of these processes."

Scientists found that the vibrations were unusual because they

start off at exactly the same moment everywhere inside a crystal. It was previously expected that the effects of the excitation would move at the speed of sound, but were found to be supersonic.

A linear accelerator built in 1957 was refitted as a laser by the addition of a 100m long array of magnets to an already 3km-sized machine.

Lead author, Jesse Clark, London Centre for Nanotechnology (LCN). These findings are published in the journal Science.





New for your camera bag Interfit STR110 Strobies, On-Camera Large Diffuser

Flower shots, portrait close-ups, items to post on eBay or the like could all be more easily captured with this simple unit sent to us by EPSer **Lorin Edmonds**.

When not used as a diffuser this thing could also be rotated 90° to either side as a nice wind screen for “wet belly” extreme close-up flower shots.

Or, since these only cost \$12 from B&H and ship free, why not

go all out and buy three? Two to use as windshields rotated one to each side and one as pictured to be the diffuser. Yes sir, now that would be the ticket! Dang, you could shoot wildflowers in a Kansas wind with a setup like that

Just like your existing reflectors, these have a wire in the rim, so with a quick twist they collapse down to about one third size for easy camera bag portability.

Bruce Bittle



**2013 Convention
Columbia Council of
Camera Clubs**

**Hold the
dates!**

Hood River, OR

October 11th, 12th & 13th

Hosted by:

Gorge Photography Club

Located at the Hood River Inn

www.gorgephotography.com

The gorge-ous Gorge is waiting for you!



EPS 2013 Floating Categories

January - February
Long Exposures

March - April
Yin and Yang

May - June
Simplicity

July - August
*(Summer Break
No meetings)*

September - October
**Business / Store Front
with Window Display**

November - December
Macro / Close-ups

2014 Calendar Theme - “Let There Be Light”

I'm not particularly interested in artificial light like city-scapes. However, sunsets, sunrises, sun breaking through the clouds...that

type of thing is all fair game. In short, “natural” light or a combination with heavy emphasis on the natural as opposed to artificial. If

we used this theme for 2013 we could have a re-run of the 2011 calendar on our hands. So, for the light theme, see the images below.

Thanks, Eric Pearson

Not Like These



More Like These



“Perfect Vacation Locations”

New theme for the 2015 calendar

Get a head start on this one with twenty months advanced notice. Same vertical format with center of interest in the top half of the image. Any of your favorite vacation spots for a winter or summer get-away will be the theme of fourteen images for this calendar.

*An EPS
Preferred
Vendor*

Focal Point Camera Store

161 West Ellendale, Dallas, OR

Your camera's home away from home.

Generous discounts on most items

Call Mike Lowery, 503.623.6300



Stolen From The Internet

People spend an amazing amount of time making weird cars



Well, it's a camera van alright. But, it makes one ask questions.

- A photographer with a mislocated creative obsession?
- A former camera store owner finding a use for all of his outdated inventory?
- The first attempt by Google when inventing Street View?





What To Know

June 2013

- 4 Print competition night
- 11 Ed. Night, TBA
- 18 Digital competition night
- 25 Social Night - Q & A, demo night

July & August Summer Break

No Meetings – Happy Shooting

September 2013

- 3 Print competition night &
2014 Calendar Judging night
- 10 Ed. Night, TBA
- 17 Digital competition night
- 24 Social Night - Q & A, demo night

October 2013

- 1 Print competition night
- 8 Ed. Night, TBA
- 15 Digital competition night
- 22 Social Night - Q & A, demo night

November 2013

- 5 Print competition night
- 12 Ed. Night, TBA
- 19 Digital competition night
- 26 Social Night - Q & A, demo night

December 2013

- 3 Print competition night
 - 10 Digital competition night
- ONLY TWO MEETINGS
THIS MONTH**

**EPS Annual Awards Banquet
Saturday, March 1st, 2014**

When To Show

David Putzier has a show

April 1 - August 23 at the Center for Meeting and Learning in Bldg. 19 at the south end of the LCC campus.

• **Walt Biddle has another show** in the Erb Memorial Union on the U of O campus until the end of June

• COMING NEXT MONTH EPS all members show

The Harris Hall Lobby at the Lane County Courthouse in June. Theme, “*Stunning Landscapes*.” Show goes up Monday the 3rd, (10 am) and comes down Friday the 28th, (10 am). **Images must be** in “old club standard” that is, black frames and double white mats. This gives our show a unified look as recommended by almost all museums across the country.

• Do you have a show?

Let us know where, when, for how long, theme, etc.

NEW NEW

EPS now sells
16”x 20” double
white mats with white core
center cut with
12”x 16” opening
for larger visible print
area. \$6 (with backer.)
Contact: Bruce Bittle
541.343.2386

Classifieds

**Classified Ads
Free to all
EPS members**

This
Space
Available

EPS buys mats & frames in bulk from a local preferred vendor

MATS 16”x20” double whites,
acid-free surfaces with backers.
Center cut for horizontal or
vertical images, 10”x15” or
NEW 12”x16” openings.
White core mats \$6 ea.
(White mats/black core available
only with 10”x 15” image
opening, \$14 ea.)

FRAMES 16”x20” Neilson
aluminum, Black or Silver with
hardware & glass, \$15 each.
Two dollars from each mat &
frame purchase go to EPS.
Contact:
Bruce Bittle 343-2386

Legal Stuff

The Bellows is published monthly by the Emerald Photographic Society, a not-for-profit organization, and is completely supported by EPS funds. All materials within do not necessarily reflect the views of the EPS Board of Directors, officers, membership, supporting vendors or editor of this publication. All brand and product names listed are trademarked and/

or registered and are not necessarily endorsed by EPS. However, EPS does endorse vendors offering our members discounts listed on the last page (randomly on others) of each issue.

Reprinting articles from The Bellows for non-commercial use is permitted as long as the photo or article is not copyrighted and source credit is given to the author and this newsletter.

Any other type of reproduction requires specific written permission.

Inquiries about, or submissions for The Bellows (article deadline — 3rd Tues. for following month publication) may be directed to the editor, c/o Emerald Photographic Society, 1236 Debrick Rd., Eugene, OR 97401, or by email <bittled70@gmail.com>





EPS Preferred Vendors



Show your membership card to these vendors for nice discounts.
Be a good ambassador for EPS each time you receive these discounts
by letting these folks know how much you appreciate their support.



Dotson's Camera Store

1668 South Willamette Street

15% Discounts on in-house processing (including slide processing)

Evergreen Film Service

1412 West 7th Avenue

15% Discount on all in-house services (including slide processing)

*Your camera's home
away from home*

Focal Point Photography

161 West Ellendale, Dallas, OR

Generous discounts on most items

Call Mike Lowery, 503.623.6300

Oregon Gallery

199 East Fifth Avenue, Eugene

15% discount on all matting and framing



Derek Dickerson, Computer Technician

Discounts on house-calls & on-phone computer help

PCs & Macs, Hardware, Upgrades, Networks

888-458-5650 Cell: 541-335-9912 or www.teQmo.com

U of O Bookstore Art Department

Corner of 13th Ave. & Alder St.

20% discount on all art supplies

Vistra Gallery

160 East Broadway, Eugene

20% discount on all printing, matting and framing

Up to 30% discount on all orders over \$500