

Oct
2014

The BELLOWS

Scattered far and wide with a camera in front of a big smile

What EPSers Do On Summer Vacations



Keith Munson drove no freeways.

Toured Rural Midwest

Keith Munson – “Sharon and I spent two and a half weeks traveling by car to Yellowstone, on through to South Dakota, Minnesota, Iowa, Missouri, Kansas, Nebraska, Idaho, and central Oregon. We took all the back roads and really had a chance to see rural America.”

—More pics & stories on page 2, 3, 4—



Bill Walker topped the So. Sister.

Trek Up South Sister, Quadrupled

Bill Walker – “This summer, I did a great deal of hiking, starting with wildflower hikes in the Coast Range and Cascades. On September 5, I made my fourth ever trek to the summit of South Sister to celebrate my 68th birthday a month early.”



Walt Biddle, Bruce Bittle, Bill Haynes, Keith Munson, Bob Roelke, & Susan Starr captured a sunrise & other Palouse images.

RMSP Workshop Coming To Town

The Rocky Mountain School of Photography is bringing a two-day informative seminar-style Photo Weekend to Eugene, next year on February 28-March 1.

EPSers will receive a special group discount: \$20 off for two days (\$139 vs. \$159 or \$10 off for one day (\$99 vs. \$109). Register online at www.rmisp.com or call (800) 394-7677 and use the group code **CC0415**.

On Friday evening before the event an RMSP instructor will give a free educational presentation to all local interested photographers.

Inside This Issue

- Summer Vacation shooters continued 2-4
- Macro Demo - Vision Garbage - Starlight 5
- Ask Tim Grey - Sharpen - Fast Cards 6
- Stolen / Internet - Strange Vehicles 7
- What To Know - Where To Go 8

Vacation shooters *continued*



Wayne Harrison found eye-candy.

Eye Candy On Catalina Is.

Wayne Harrison – “Visited Avalon, Catalina Island for 10 days enjoying the eye candy and hiking while staying with my Guru friend. Took in San Francisco for four days and visited the Asian Art Museum, the deYoung, and The Palace of the Legion of Honor. Set a new spending record for lunch, \$150 including tip. Spending winter in the poor house.”



Bill Haynes goes boating with friends.

San Juan Boat Trip

Bill Haynes – “This was the thirteenth consecutive year for three friends to spend a week or two sailing in the San Juan Islands. It was as good as ever. This picture of a much enjoyed sunset was seen from Fisherman Bay on Lopez Island, one of our favorite anchorages.”

—More on page 3—



Don Lown drove under Erie Canal.

NY Wood Show & Haunt

Don Lown – “Flew to NY State and visited places I used to haunt prior to moving to OR. Rented a car, drove to Toronto to the International Wood Collectors Society meeting. Attended field trips (Maple syrup operation, 3 woodworking businesses, granitic stone cutters, logging mill) explored the area for a week including Niagara Falls and several miles along the Erie Canal.”



Farmers Call Again


Bruce Bittle, Tom Elder, & Keith Munson – “We spent many hours this summer playing in the dirt while the farmers did all the work. We were there at their request and had fun every day shooting new equipment on farms documented two years ago and adding a new farm to our list. New to us but one of the oldest in the valley (same family since 1860) with seed processing operation holding certificate #1 in the entire valley. In addition to paying for the prints we make for them,



Mary Harrsch found new old car museum.

Huge Car Collection

Mary Harrsch – “In July, I explored the collection of over 300 vintage automobiles at the LeMay America’s Car Museum in Tacoma, WA. While there, I even saw one of the very first electric cars ever built!”



they invited us to a huge farmers lamb barbecue/pot luck. We also added another EPS shooter to our farm group this year. **Dave** the cop-
ter guy joined the fun.” (See p 4).



Vacation shooters *continued*



Madras Air Show

Kathy Baker, Bruce Bittle, Mary Harrsch, Jon Parker, Kurt Pratt, Gina Reynolds, Mike VanDeWalker – “It’s a small town with a big two-day air show getting bigger every year with something for everyone. A huge collection of flying WWII war birds, multiple aerobatic perfor-

mances (2 by women), unique static displays, live music and terrific food supplied by local service clubs. Put this event on your to-do list as many of us are already planning to be back next year.”

—More on page 4—





Vacation shooters *continued*



The Winning EPS Vacation Photographer

Dave Horton – *"It's been a very busy summer for me--too much travel and activities--but who's complaining! First up is a revisit to the DeFazio Bike Bridge followed by my granddaughter's 2nd birthday, then a trip to Everett to visit our new grandson, my wife's family reunion (costume dinner theme this year "redneck"), several overhead (copter shooting) outings, a family trip to central Oregon, and then the raptors center. I have really enjoyed the camaraderie of the EPS photo club and all of the open sharing of information."*

[Dave didn't mention three farm location test trips for the copters; a copter failure; a camera gimble failure and a talent failure, (none on the same day); and finally, five actual farm shoots, most of them at 0-dark-30. He also forgot his terrific shots taken in Washington D.C. This guy is all over the place! Ed.]





Oct. Ed Night, Table-Top Photos With Mike & Norm

Presentation Tuesday, October 14, 2014: 7-9 PM by Cholewinski & VanDeWalker

Why table top? Why macro? It is so different - what does it mean? How do I even get started? We will explore these questions and many more during this show-and-tell presentation. Creative vision,

subject selection, composition, light boxes, backdrops, lenses, extension tubes, tripods, linear rails, and lots and lots of discussion about light and light sources will be in store. This nuts and bolts presentation and discussion will also include DOF

choices, stacked focusing, and HDR considerations. The evening will conclude with a short slide show presentation of some of Mike's and Norm's favorite images, with a follow-up Q & A.



Human Vision Is Ninety-Nine % Garbage

Your vision is 99.9 percent garbage. What? The constant moves and stops our eyes make while looking at anything are called *saccades*. Fortunately our brain keeps us sane by allowing us to see just the "stops" and not the "movement." It all happens very fast. We're talking microsecond activity that your eye/brain tag team is doing right now as you read these words.

Recent findings in the field of neurooptical research involves the fascinating use of professional magicians, because magicians have been using microsecond movements and visual misdirection for many years to earn big bucks.

Magicians' skill depends on misdirecting the eyes in the audience and these professional prestidigitators have learned that making a big curved motion with one hand

forces those eyes to follow it rather than a straight line motion.

The research shows that the human brain seems to be hard-wired to naturally concentrate on curves and curved lines rather than straight lines.

[This finding would seem to relate directly to photography. Viewers brains require them to look longer at curves and therefore find them more interesting than straight lines, all other things being equal? Ed.]



Cameras To Take Pictures By . . . Starlight?

A new material has the potential to improve the sensitivity of photographic image sensors by a factor of five. The amazing semi-conducting properties of molybdenite (MoS₂), a promising candidate for replacing silicon, has now been integrated in a prototype of an image sensor.


This sensor, described in an article appearing in Nature Nano-

technology, has five times the light sensitivity of current technology making it possible to take photographs using only starlight.

This revolutionary material requires only a very small electric charge to a single-atom layer of molybdenite's extraordinary properties to make this performance possible.

Science Daily, June 12, 2013.

*Research by - Ecole Polytechnique
Fédérale de Lausanne.*



Molybdenite is cheap and plentiful to produce camera sensors capable of capturing images by starlight alone.





Q&A With Tim Grey

Q: *[Default] sharpening happens in Adobe Camera Raw prior to opening in Photoshop Elements [or Photoshop]. Is it OK to do further sharpening? Isn't it established wisdom that sharpening should be the final step?*

A: A reasonable understanding of conventional wisdom, but allow me to explain. Sharpening as a workflow last step is good practice, especially for printing. But you can apply prior sharpening.

Softness is a product of converting an analog signal (light) to digital values [pixels]. Softness [can also be caused by] filters in front of the sensor and other factors. So the initial default Camera Raw sharpening is aimed at compensating for this [known] minor softness.

It's important to [add more] sharpening when [preparing for] printing to compensate for the softness resulting from ink spread on paper.

Apply all of your sharpening as a single step at the end of your workflow. But it can also be helpful in some cases to apply a minor amount of sharpening earlier.

Q: *Does a faster media card really allow you to capture [images] at a faster frame rate?*

A: No, the fastest card in the world won't increase the frame rate for your camera.

However, card speed does have an impact on how many images can be [processed] without delay.

You need to [know] that [a burst of] images are written first to the camera's internal [buffer] memory. Then, the images are written to the digital media card. This [is where] the speed of the card plays a role in the performance of your camera.


When that internal buffer is full, you want a digital card that is as fast as possible to ensure the buffer is cleared quickly.

It is worth noting that even if you don't need [a fast card] for purposes of capture, there is a benefit of faster download speed from your card reader to your computer [before final processing].

Q: *Is there a way to save a graphics photo in Photoshop with a transparent background?*

A: [Yes.] First, creating an image with the transparency checkerboard pattern (transparency), files [keeping] transparency in other applications is straightforward.

Choose File > Save for Web in the dialog box choose "PNG-24" (Portable Network Graphics, 24-bit). Make sure the Transparency check box is turned on and Save. In the Save Optimized As dialog box, go to the folder where you'd like to save the image, and type a filename. Then click Save.

The PNG file saved will have transparency and will be respected by most applications that support PNG. This includes most video editing software, slideshow software, and other imaging software. Using the PNG file ensures transparency on high-quality images that can be placed against a variety of backgrounds in your composition. 

Tim Grey is one of the top educators in digital photography and imaging, offering clear guidance on complex subjects.

Tim has written more than a dozen books on digital imaging for photographers. He has also had hundreds of articles published and is a member of the Photoshop World Dream Team of Instructors.

[Ed Note: Reprinted with permission. Abridged for available space]



Stolen From The Internet

Odd, Helpful or Amusing





What To Know

October 2014

- 7 Challenge Night - Theme TBA Sept. 2
- 14 Ed. Night, **Macro/Micro Photos**
- 21 Print & Digital Competition night
- 28 Beginners Q & A – Demo night

November 2014

- 4 Challenge Night - Theme TBA Oct. 7
- 11 Ed. Night, **TBA**
- 18 Print & Digital Competition night
- 25 Beginners Q & A – Demo night

December 2014

- 2 Challenge Night - Theme TBA Nov. 4
- 9 Ed. Night, **TBA**

ONLY TWO MEETINGS THIS MONTH

Happy Holidays
Next meeting Jan. 6

January 2015

- 6 Challenge Night - Theme TBA Dec. 2
- 13 Ed. Night, **TBA**
- 20 Print & Digital Competition night
- 27 Beginners Q & A – Demo night

February 2015

- 3 Challenge Night - Theme TBA Jan. 6
- 10 Ed. Night, **TBA**
- 17 Print & Digital Competition night
- 24 Beginners Q & A – Demo night

March 2015

- 3 Challenge Night - Theme TBA Jan. 6
- 10 Ed. Night, **TBA**
- 17 Print & Digital Competition night
- 24 Beginners Q & A – Demo night
- 31 **Rocky Mt School of Photography**

Where We Show

• Bruce Bittle

Will have a show, “*Cowboy Photo Show*” for the entire month of October in Harris Hall Lobby of the Lane County Courthouse, 125 E. 8th Ave. See it M-F from 8-5.

**We want to include
your shows**

Do you have a show?

*Send complete details
(location, time, theme, etc.)*

Have photos published?

*Send complete details
(Publication, date, etc.)*

**Send before
the last week
of the month to:**

<bittled70@gmail.com>

Classified

**Classified Ads
Free to all
EPS members**

*This
Space
Available*

**EPS SELLS SHOW
supplies wholesale**

\$6 MATS (16"x 20" OD).
Double whites, acid-free
surfaces with stiff backers.
*Center-cut with 10"x 15"
or 12"x 16" openings.*

\$14 WHITE MATS BLACK CORE
*Available only with 10"x 15"
center-cut opening.*

\$15 FRAMES (16"x 20" OD).
Black or Silver aluminum,
with hardware & glass.

\$5 TRANSPORT BOXES
for framed images.
(some assembly req.)

**\$2 from each mat, frame
or box purchase
goes to EPS.**

**Contact:
Bruce Bittle 541.343.2386**

Legal Stuff

The Bellows is published ten times per year by the Emerald Photographic Society, a not-for-profit organization, and is completely supported by EPS funds. All materials within do not necessarily reflect the views of the EPS Board of Directors, officers, membership, supporting vendors or editor of this publication. All brand and product names listed are trademarked and/

or registered and are not necessarily endorsed by EPS. However, EPS does endorse vendors offering our members discounts listed on the last page (randomly on other pages) of each issue.

Reprinting articles from *The Bellows* for non-commercial use is permitted as long as the photo or article is not copyrighted and source credit is given to the author and this newsletter. Any other

type of reproduction requires specific written permission from the editor.

Inquiries about, or submissions for *The Bellows* (deadline is the last week of the month for following month publication) direct to the Editor, c/o Emerald Photographic Society, 1236 Debrick Rd., Eugene, OR 97401, or by email <bittled70@gmail.com>





EPS Preferred Vendors



Show your membership card to these vendors for nice discounts.
Be a good ambassador for EPS each time you receive these discounts
by letting these folks know how much you appreciate their support.



Dotson's Camera Store

1668 South Willamette Street

15% Discounts on in-house processing (including slide processing)



Derek Dickerson, Computer Technician

PCs & Macs, Hardware, Upgrades, Networks

888-458-5650 Cell: 541-335-9912 or www.teQmo.com

*Your camera's home
away from home*

Focal Point Photography

161 West Ellendale, Dallas, OR

Equipment Rentals, Trade Ins, discounts on most items Call Mike Lowery, 503.623.6300

Oregon Gallery

199 East Fifth Avenue, Eugene

15% discount on all matting and framing

***The Shutterbug* Camera Stores**

Two Stores 207 Coburg Rd. & Valley River Center

10% discount on photo accessories and photo finishing

U of O Bookstore Art Department

Corner of 13th Ave. & Alder St.

20% discount on all art supplies

Vistra Gallery

160 East Broadway, Eugene

20% discount on printing, matting & framing, Up to 30% on orders over \$500