

Feb  
2015

# The BELLOWS

*Still at the Same Location in the Main Willamalane Building on 32nd. Street*

## EPS Awards Banquet Sat. Feb. 21st

**O**ne EPS event you don't want to miss is the most important and happens only once each year. Our club's annual Awards Banquet is very fulfilling in many ways starting with the evening's first event, a terrific pot luck dinner. Just looking at the picture of last year's spread should be proof enough that there is always more food than folks can consume. We never have to assign dishes by alphabet/names as magically the right amount of main dishes, salads and desserts always seem to arrive. Banquet will once again be in the Ken Long room at the Willamalane Main building on south 32nd Street.

A big Silent Auction, a spread of useful photo items and other things of interest, is a prime attraction because competitive pricing by attendees keeps prices low.

Additionally the Raffle will have a huge selection of smaller items that if you have the right ticket you'll get to choose exactly the right one for you.

*continues on next page*



*Just a small part of last year's potluck being enjoyed by Wayne Harrison & others.*

## RMSP Workshop, Feb 28 – Mar 1

**Rocky Mt. School  
of Photography  
FREE**

***Photo Presentation***

**Friday Night Feb. 27th**

**at The Emerald Art Center**

Co-Sponsored by Emerald Art Center &  
Emerald Photographic Society

**Saturday, Feb. 28th  
Valley River Inn  
8am - 4:30pm**

*continues on next page*

**GO TO** <<http://goo.gl/RWxfFU>>

**TO REGISTER, CLICK ON THE  
"Add To Cart" BUTTON??**

**YES & USE**

**EPS Discount Code CC0415**

### *Inside This Issue*

• Banquet Info – RMSP Workshop Details	2
• Aquarium Field Trip Results	3
• 4Cs Winning Images for January	4
• World's Largest Digital Camera – Software Judges	5
• Ask Tim Grey - Lightroom Lost Files – Downloading	6
• Stolen / Internet - Curious Graphics Info	7
• What To Know - Where To Go	8



## Awards Banquet *continued*

This event will get under way with dinner beginning at 6 pm followed by the Awards presentation at 7 o'clock.

The awards are given to the members who worked the hardest winning the most points through the year in each of the five major photo competition categories: Nature, People, Pictorial, Abstract-Manipulated and Prints.

Judges from outside the club will have determined the winning individual photos seen last year and those photographers will be recognized.

Also, the Top Gun and Runner Up awards will go to the two members earning the most points last year and they will have bragging rights for being the "Best of the Best."

Finally, you can never tell who



will receive weird, silly or questionable items. So, you definitely want to be there for those memorable moments. See you all there!

*Bruce Bittle*



*Last year the guy on the left was proud to receive a very dead head and the guy below was not the least concerned pretending to be one. Yup, you had to be there!*



## RMSP Workshop *continued*

**Sunday, Mar. 1st**  
8:30am - 4:45pm

**One day – \$109**

(EPS \$99)

**Two Day – \$159**

(EPS \$139)

With four sessions in the mornings and two each afternoon, these folks have presented workshops for many years in the northwest and know what's important and how to quickly relate it to serious photographers. Presenters are professionals in the field and know how to show you what works and what to avoid.



*Catalogs are still available.*

**Saturday 8 am - 4:30 pm**

**Morning Session 1** (Choose one )

- Photo Basics I
- Workflow: Processing with Lightroom

**Morning Session 2** (Choose one )

- Photo Basics II
- Zone System for Color

**Afternoon Session 3** (Choose one )

- Introduction to Macro Photography
- Understanding Light

**Sunday 8:30 am - 4:45 pm**

**Morning Session 4** (Choose one )

- Shooting / Processing HDR & Panos
- Composition: Designing Great Photos

**Morning Session 5** (Choose one )

- Landscape Photography
- Photographing People

**Afternoon Session 6**

- Critique
- Closing Session







## Sixteen EPSers Attend Aquarium Field Trip

**J**anuary Field Trip 2015  
Oregon Aquarium and  
Hatfield Marine Science Center

The first field trip of 2015 started with a spectacular day on the coast! If you don't know it January is one of the best months to head to the coast. Always check for storms, of course. But you will be surprised at the beautiful non windy days you will find in January! A great place to go to get out from under our hometown overcast.

Sixteen members of the club showed up and had a great time. The Aquarium has both indoor and outdoor places to shoot. The Hatfield Center was celebrating "Shark Week,"



*Shooting underwater without getting wet.*

so I hope some of our members found "sharp" things – with those teeth. I know I did!

I hope all members there made it over to the bridge with a light fog hanging over it. And the sunset was beautiful on the way home.

February is a visit to the Asian Festival – Feb 14 & 15. Colorful fabric and the drums are two of my favorites. Also, on the same weekend for our "bird" photographers is the "Winter Wings Festival," in Klamath Falls.

You will be hearing more about the two great field trips for February by e-mail.

*Kathy Baker, Field Trip Chair*



EPS always meets at the Willamalane Adult Activity Center  
215 West C Street, Springfield – 7 pm – 9 pm – First 4 Tuesdays each month

### Time to Re-Up Your EPS Membership

**\$35 for Single membership (92¢ per meeting)**

**\$45 for Couples membership (59¢ per meeting)**

**\$20 for Student membership (57¢ per meeting)**

***A bargain no matter how you slice it!***

*An EPS  
Preferred  
Vendor*

### Focal Point Camera Store

161 West Ellendale, Dallas, OR  
Generous discounts on most items  
Call Mike Lowery, 503.623.6300



## 4Cs Awards of Merit for January



EPS Walt Biddle




EPS  
David  
Putzier

These are the winning images from the monthly competition EPS enters that pits twenty-three other photo clubs against each other.

These are the "best of the best" January images from all of the clubs last month. EPS is currently in 8th place among the 24 clubs.



*Honorable Mention*








# Largest Ever Digital Camera Soon To Be Built


The Department of Energy, National Accelerator Laboratory will build the world's largest digital camera. The 3,200-megapixel centerpiece of the Large Synoptic Survey Telescope (LSST), will provide unprecedented details of the universe.

"It is now clear that LSST will have the support it needs to be completed on schedule," said LSST Director Steven Kahn.

Components of the camera, which will be the size of a small car and weigh more than 3 tons, will produce the widest, deepest and fastest views of the night sky ever



Apparently this camera can't be hand-held.



Photos - National Accelerator Laboratory

The largest digital camera ever, 3,200-megapixels weighing 3 tons.

observed. Operations are scheduled to begin in 2022, detecting tens of billions of objects -- the first time a telescope will catalog more objects in the universe than there are people on Earth -- and will create movies of the sky with details that have never been seen before.

LSST will generate a vast public archive of 6 million gigabytes per year of data on the formation of galaxies, tracking potentially hazardous asteroids, observe exploding stars and better understand dark matter and dark energy.

Science Daily - Jan. 9, 2015

DoE, National Accelerator Laboratory



*Will a machine determine our photo scores in the near future?*

## Software Can See Interesting Parts Of Photos

Researchers have developed software that accurately predicts known human visual-perception toward the regions of photos that have the greatest interest. This is what actually happens in the brain. The mechanism of understanding is attention.

When the brain is confronted by a scene containing a number of different objects, it can't keep track of all of them at once. Instead it creates a map that identifies regions being more visually interesting than others.

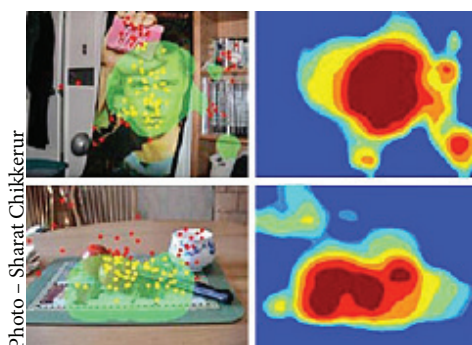


Photo - Sharat Chikkerur

Model predicts which parts of the image will attract a viewer's attention

The software was tested against known data from human subjects searching the regions of greatest interest. It indicates where interesting features are found, but

not what sorts of features they are.

If a feature occurs at only one location, its interestingness is concentrated at that one location. Shape information and location information are processed separately, as they are in the human brain.

A system like this can limit successive searches to just those regions of an image that are likely to have features of interest.

Science Daily, June 9, 2010

Sharat Chikkerur - Eugene McDermott Professor Dept. of Brain & Cognitive Sciences at the Computer Science & Artificial Intelligence Laboratory, MIT McGovern Institute for Brain Research





## Q&A With Tim Grey

ASK?  
tim  
grey

**Q:**

*In Lightroom is there a way to search my previews to see if other images have somehow become disconnected from the underlying files?*

**A:**

The issue here is how to find photos that can no longer be found where Lightroom thinks they should be.

The common cause of this issue is either moving or renaming photos or folders outside the context of Lightroom. When you rename a folder on your hard drive directly through the operating system, for example, Lightroom doesn't know about that change and therefore can't find the folder or the photos inside the folder.

Fortunately, there is an easy way to find all photos in your catalog that Lightroom can't find where it expects to. Simply choose Library > Find All Missing Photos from the menu.

This will create a new item on the list in the Catalog section of the left panel in the Develop module called "Missing Photographs." There will be a number to the right of that label indicating how many photos are missing, and the item will be selected by default so you are now viewing the photos that are missing.

You can also perform a quick

scan of the list of folders in the Folders section of the left panel in the Library module, look for a (?) icon on any of the folders listed. By right-clicking on any missing folder and choosing the "Find Missing Folder" option from the popup menu, you can specify where that folder is now so that Lightroom can reconnect with it and all photos within it in a single step.

You can also work with the "Missing Photographs" option by clicking the exclamation point (!) icon by the thumbnail for each missing photo. Click the "Locate" button to reconnect the photo, then navigate to where that photo is stored, select the specific photo, and click the Select button.

It is important to use care when reconnecting missing folders and photos. Be sure the previews you are referencing within Lightroom relate to the correct photo on your hard drive, and that the list of folders accurately reflects the contents of those folders.

More importantly, avoid a situation where photos are missing in the first place!

**Q:**

*Why remove the card from the camera when downloading photos as opposed to connecting [by cable] to the computer without ever touching the card?*

**A:**

There are two key reasons. First, connecting directly to your computer [gives] a slower download

speed than will a good high-speed card reader. Results vary, of course, but in general, you can download more quickly with a card reader than with your camera connected to your computer.

Second, the "real" reason, I'm afraid of knocking my camera onto the floor. Being clumsy at times, I'm pretty sure I'd end up sending the camera flying to the floor.

Damaging a camera by repeatedly removing and inserting media cards is a minor concern. But, with proper care this isn't a significant concern.

Ultimately there isn't an especially strong argument either way and it's really a matter of personal preference.



*Tim Grey is one of the top educators in digital photography and imaging, offering clear guidance on complex subjects.*

*Tim has written more than a dozen books on digital imaging for photographers. He has also had hundreds of articles published and is a member of the Photoshop World Dream Team of Instructors.*

*[Ed Note: Reprinted with permission. Abridged to fit available space]*





# Stolen From The Internet

## Graphics Show Curious Comparative Statistics



Each color depicts equal areas of 1 billion people.



Countries where Google Street View exists.



Exactly half of the world's people live inside the circle.

Occupation of the highest paid public employee for each state.



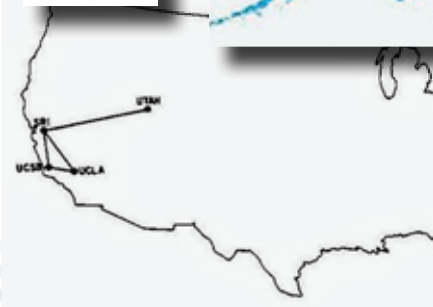
Total drainage for the Mississippi River.



White areas are where 98% of the people live in Australia.



Total of the world Internet in 1969.



Countries still not using the metric system.





## What To Know

### February 2015

- 3 Challenge Night - Theme **"SHARP"**
- 10 Ed. Night, **TBA**
- 17 Print & Digital Competition night
- 24 Beginners Q & A – Demo night
- 27 Rocky Mt. School Presentation

### March 2015

- 3 Challenge Night - Theme TBA Feb. 3
- 10 Ed. Night, **TBA**
- 17 Print & Digital Competition night
- 24 Beginners Q & A – Demo night

### April 2015

- 7 Challenge Night - Theme TBA Mar. 3
- 14 Ed. Night, **TBA**
- 21 Print & Digital Competition night
- 28 Beginners Q & A – Demo night

### May 2015

- 5 Challenge Night - Theme TBA April 7
- 12 Ed. Night, **TBA**
- 19 Print & Digital Competition night
- 26 Beginners Q & A – Demo night

### June 2015

- 2 Challenge Night - Theme TBA May 7
- 9 Ed. Night, **TBA**
- 16 Print & Digital Competition night
- 23 Beginners Q & A – Demo night

**No Meetings  
July & August**

### September 2015

- 1 Challenge Night - Theme TBA May 7
- 8 Ed. Night, **TBA**
- 15 Print & Digital Competition night
- 22 Beginners Q & A – Demo night

## Where We Show

### • David Putzier

Will have eight images on display at the **David Joyce Gallery (LCC)** as part of their current show that will be viewable until the end of February.

### • Mary Harrsch

Had images of Parthian art selected for a Facebook page focusing on Parthian culture.

Sponsors of the Eugene Asian Celebration asked to use some images from last year's festival on their website and for an upcoming spot on KVAL.

## We want to include your events

### Have a show going up?

*Send complete details  
(location, time, theme, etc.)*

### Have your photos been published?

*Send complete details  
(Publication, date, etc.)*

**Send before the last  
week of the month to:**  
[<bittled70@gmail.com>](mailto:bittled70@gmail.com)

## Classified

**Classified Ads  
Free to all  
EPS members**

*This  
Space  
Available*

## EPS WHOLESALE print show supplies

**\$6 MATS (16"x 20" OD).**  
Double whites, acid-free  
surfaces with stiff backers.  
*Center-cut with 10"x 15"  
or 12"x 16" openings.*

**\$14 WHITE MATS BLACK CORE**  
*Available only with 10"x 15"  
center-cut opening.*

**\$15 FRAMES (16"x 20" OD).**  
Black or Silver aluminum,  
with hardware & glass.

**\$5 TRANSPORT BOXES**  
for framed images.  
(some assembly req.)

**\$2 from each mat, frame  
or box purchase  
goes to EPS.**

**Contact:**  
**Bruce Bittle 541.343.2386**

## Legal Stuff

**The Bellows** is published ten times per year by the Emerald Photographic Society, a not-for-profit organization, and is completely supported by EPS funds. All materials within do not necessarily reflect the views of the EPS Board of Directors, officers, membership, supporting vendors or editor of this publication. All brand and product names listed are trademarked and/

or registered and are not necessarily endorsed by EPS. However, EPS does endorse vendors offering our members discounts listed on the last page (randomly on other pages) of each issue.

Reprinting articles from *The Bellows* for non-commercial use is permitted as long as the photo or article is not copyrighted and source credit is given to the author and this newsletter. Any other

type of reproduction requires specific written permission from the editor.

Inquiries about, or submissions for *The Bellows* (deadline is the last week of the month for following month publication) direct to the Editor, c/o Emerald Photographic Society, 1236 Debrick Rd., Eugene, OR 97401, or by email [<bittled70@gmail.com>](mailto:bittled70@gmail.com)







## *EPS Preferred Vendors*



Show your membership card to these vendors for nice discounts.  
Be a good ambassador for EPS each time you receive these discounts  
by letting these folks know how much you appreciate their support.



### **Dotson's Camera Store**

1668 South Willamette Street

15% Discounts on in-house processing (including slide processing)



### **Derek Dickerson, Computer Technician**

PCs & Macs, Hardware, Upgrades, Networks

888-458-5650 Cell: 541-335-9912 or [www.teQmo.com](http://www.teQmo.com)

*Your camera's home  
away from home*

### **Focal Point Photography**

161 West Ellendale, Dallas, OR

Equipment Rentals, Trade Ins, discounts on most items Call Mike Lowery, 503.623.6300

### **Oregon Gallery**

199 East Fifth Avenue, Eugene

15% discount on all matting and framing

### ***The Shutterbug* Camera Stores**

Two Stores 207 Coburg Rd. & Valley River Center

10% discount on photo accessories and photo finishing

### **U of O Bookstore Art Department**

Corner of 13th Ave. & Alder St.

20% discount on all art supplies

### **Vistra Gallery**

160 East Broadway, Eugene

20% discount on printing, matting & framing, Up to 30% on orders over \$500