

Mar.
2016

The BELLOWS

Many new records set in a smooth running EPS event

Biddle, Putzier, Haynes EPS Top Guns

The EPS Top Gun for 2015, **Walt Biddle**, blazed a new path to once again win the top prize as the year's best shooter. In 2014 Walt had won by entering images in the monthly Digital and Print competitions to earn the most points for the year. Last year he did it by earning 483 points all in a single category, Prints. This is the first time that has been accomplished in EPS history. Additional year-end records can be found on page 2.

The difference between **Dave Putzier** and **Bill Haynes**, the second and third place winners respectively, came down to a single point. Dave squeaked into Second place with 461 points with Bill finishing Third with 460. A complete list of winners in all points categories is on page 2.

The stunning Image of the Year, "**Splash**," was taken by **Gina Reynolds** that was also selected for a Judges Choice Award. The Runner-Up best Image of the Year is, "**Star Trails Over Paulina Peak**" by **Susan Starr** and the second Runner-Up of the year is "**Getting Ready**" by **Kevin Reilly**. Those two images and winning images from all categories can be seen on page 3.

Congratulations to all winners for making 2015 one of the best years for EPS!



**EPS 2015
Image of the Year
"Splash"**

by
Gina Reynolds



Photo - Tom Elder

Largest crowd ever in attendance at the EPS Awards Banquet

Inside This Issue

| | |
|---|---|
| • Complete 2015 Year End winners & report | 2 |
| • Winning 2015 images | 3 |
| • 4Cs Winning Images - Field Trip plans | 4 |
| • Mystery Guests - Faster Photo Sensors | 5 |
| • Ask Tim Grey - iPhone photos to computers | 6 |
| • Two rules for wildlife shooters | 7 |
| • What To Know - Where To Go - Classifieds | 8 |



Complete 2015 Year-End Report

PHOTOGRAPHERS of the YEAR

Winner

Walt Biddle 483

Runner Up

David Putzier 461

2nd Runner Up

Bill Haynes 460

NATURE CATEGORY

Winner

Stephanie Ames 454

Runner Up

Bob Petit 346

2nd Runner Up

Jann Gail 250

PICTORIAL CATEGORY

Winner

Dave Horton 356

Runner Up

Jeff Green 189

2nd Runner Up

Gina Reynolds 177

PEOPLE CATEGORY

Winner

David Putzier 348

Runner Up

Buzz Summers 332

2nd Runner Up

Bill Haynes 276

ABSTRACT/EXPERIMENTAL

Winner

Jodi Weber 111

Runner Up

Larry Jaffe 84

2nd Runner Up

Kathy Baker 69

PRINT CATEGORY

Winner

Walt Biddle 483

Runner Up

Tom Elder 229

2nd Runner Up

Susan Starr 218

IMAGES of the YEAR

Winner

"Splash"

Gina Reynolds

Runner Up

"Star Trails Over Paulina Peak"

Susan Starr

2nd Runner Up

"Getting Ready"

Kevin Reilly

JUDGES CHOICE

"Splash"

Gina Reynolds

"New Spring"

Shannon Sprout

"The Cypress Forest"

Kevin Reilly

NATURE CATEGORY

Winner

"Splash"

Gina Reynolds

Runner Up

"Don't Bug Me"

Bob Petit

2nd Runner Up

"Hawk Takeoff"

Bob Petit

PICTORIAL CATEGORY

Winner

"Still Life"

Gina Reynolds

Runner Up

"Fender"

Buzz Summers

2nd Runner Up

"On the Road"

Bill Haynes

PEOPLE CATEGORY

Winner

"Getting Ready"

Kevin Reilly

Runner Up

"Fisherman"

Susan Starr

2nd Runner Up

New Spring

Shannon Sprout

Images of the Year cont. ABSTRACT/EXP. CATEGORY

Winner

"Broken Glass Orb"

Kathy Baker

Runner Up

"Hood Ornament"

Buzz Summer

2nd Runner Up

"Intentional Camera Fall"

Rochelle Villanueva

PRINT CATEGORY

Winner

"Star Trails Over Paulina Peak"

Susan Starr

Runner Up

"Mining Barracks at Sego Canyon"

Walt Biddle

2nd Runner Up

"Hairy Woodpecker"

Walt Biddle

New Records

- Largest Banquet attendance ever
- Highest dollar amount to Winners
- Most items ever in Silent Auction
- Highest dollar income from Raffle
- Highest dollars from Silent Auction
- Fastest set-up time
- Smoothest running Show
- Fastest clean-up time

Thank You Volunteers

Lloyd Helikson

Mike VanDeWalker

Ron Seguire

Kevin Reilly

Rochelle Villanueva

Suzanne Eckerson

Jonna VanDeWalker

Donna Kaehn

Tom Elder

Keith Munson

All those who brought

- Hot dishes
- Home made salads
- Home baked goods






More Winning Images of 2015



EPS 2015
Winner, Print Category &
Runner-Up Image of the Year
"Star Trails Over Paulina Peak"
by Susan Starr

Winner, People Category &
2nd Runner-Up Image of the Year
"Getting Ready"
by Kevin Reilly




Winner - Ab/Ex

"Broken Glass Orb" by K. Baker




JC & 2nd RU - People
"New Spring" by S. Sprout

RU - Print **"Don't Bug Me"** by B. Petit



2nd RU - Pictorial **"Fender"** by B. Summers



2nd RU - Print

"Hairy Woodpecker" by W. Bittle



2nd RU - Ab/Ex


"Intentional Camera Fall" by R. Villanueva



2nd RU - Print **"Hawk Takeoff"** by B. Petit



RU - Pictorial **"Still Life"** by G. Reynolds



RU - Ab/Ex **"Hood Ornament"** by B. Summers



JC - **"Cypress Forest"** by K. Reilly



RU - People **"Fisherman"** by S. Starr



RU - Print

"Mining Barracks at Sego Canyon"
by W. Biddle



2nd RU - Print **"On the Road"** by B. Haynes



EPSers Win 4Cs Award Of Merit

David Putzier and Walt Biddle received Honorable Mention awards in the fifth month Columbia Council of Camera Clubs (4Cs) digital competition.

Dave's whimsical image, "Ban-animotion" caught the attention of the judges eye as did Walt's frosty photo, "Yellow Leaf on Blue Fern."

For those who missed the meeting when Dave explained his creative process to create his exploding banana, here's how he did it: A coat-hanger wire was pushed through the pieces one at a time with a base that curved under the board to hold it in place. Then he used the Clone tool in Photoshop to remove evidence of the wire..

All Walt had to do to get his cool shot was get up early enough to be at this location before the sun melted all of the photo interest. You only have to shoot with Walt once to know that he hates cold weather, but you'll never know it from the excellent frosty shots he's taken over the years.

Congratulations gentlemen!

Club Standings

| | | |
|--------|-------------------|-----|
| 1st | Forest Grove CC | 544 |
| 2nd | Film Pac CC | 538 |
| Judges | Boise CC | 426 |
| 3rd | Emerald PS | 526 |
| 3rd | Portland PS | 526 |
| 4th | Yaquina Arts AP | 516 |
| 5th | Blue Mountain CC | 514 |
| 6th | Spokane Valley CC | 512 |
| 7th | Yamhill Valley CC | 510 |
| 8th | Caveman CC | 509 |



"Bananimotion"



"Yellow Leaf on Blue Fern"

Field Trips

Official Trips in Red
Other possibilities are in black
(Check EPS web site for updates)

MARCH

Yaquina Lighthouse, Sat. 26

APRIL

Nature Photogs of the Pacific NW

Presenter - George Lepp

OSU campus, Sat. 2nd 9am

Finley WR, Sat. 23

MAY

Painted Hills, Sat. 7 & Sun. 8

Summer Lake, Sat. 21 & Sun. 22

(Full moon 21st)

JUNE

Fort Rock, Fri. 3 & Sat. 4

JULY

Civil War Reenactment

Willamette Mission State Park

Fri. 1st - Mon. 4th

AUGUST

Madras Air Show 26 - 27

ANYTIME LIST

Willamalane Parks Activities (L)

Downtown walk-around (L)

Springfield Alleys (L)

(Daytime only with partners)

Riverside Bike Paths (L)

Carousel Museum (DT)

Brooks Truck Museum (DT)

Coast Aquarium (DT)

Newport Waterfront (DT)

Coast Lighthouses (DT)

Construction Equipment (L)

Car/Boat/Antique Shows (L)

Fern Ridge Activities (L)

LET US KNOW

If you have an idea or know of a good location for a field trip.

* L = Local •DT = Day Trip •ON = Overnight

**"Yes!
Of course
some of us
know how
to have
fun at our
banquet."**



Photo - Keith Munson

Extra Field Trip

An unofficial field trip is in the works for May 21-23 at the Summer Lake wildlife refuge. Three EPSers are signed up and encourage all others interested in bird photos to join the fun. Get your reservations in early at the Summer Lake Lodge as spaces are limited.

Bruce Bittle



EPS Calendar

The EPS annual calendar will return for next year, but it will no longer be a cooperative arrangement with a local printer as was previously the case.

The Board has approved funds for the revival of this project because from now on it will be under the total control of our club for choice of themes, design and distribution.

This all came about when we learned that new digital printing technology makes local printing costs far more reasonable than ever before. Previously a minimum print run was 5,000 @ \$10 per copy. The minimum is now 100 @ \$5.50 per copy and each additional 100 brings the price down about \$1 per copy.

The theme for a 2017 EPS calendar will be North American Wildlife. (Birds in 2018). Judging for 2017 images will happen the last meeting in June.

Format details will be in the next issue of *The Bellows*.



Welcome to EPS

There will soon be a new way to introduce new members to EPS. **Tom Bruno** has been a decisive force in making an idea that has been floating around for a couple years become a reality.

At the March Board meeting a final version of the *Welcome to EPS* book for new members will be submitted for approval. The plan is that a small number of copies will be maintained and given to new members on short term loan, then recycled to newer members.

Each book will contain as nearly complete information about EPS as possible to bring new folks up to speed about who we are, what we do and how to do it, and what we've done. Parts will be permanent, some will need constant up-dating and some items folks will be able to keep.

We hope the book will flatten the learning curve helping new members quickly feel part of EPS.



Mystery Guests



What were these two doing at our annual awards banquet? Rytie Sue and Lefty Lou who?

Whenever they show up some members recall humorous memories of inventive imaginative photo adventures by creative fun loving folks.

For other members the bunnies represent the epitome of instant horrific petrified panic that demanded total rejection of any association.

You wouldn't think a couple of goofy, innocent, pink fuzzies could cause such approach/avoidance dissonance. But they did. Oh, yes.



Flexible Photo-Transistor Set To Change Photography

Inspired by mammals' eyes, University of Wisconsin-Madison electrical engineers have created the fastest, most responsive flexible silicon photo-transistor ever made.

The innovative photo-transistor could improve the performance of myriad products -- ranging from digital cameras, night-vision goggles and smoke detectors to surveillance systems and satellites -- that rely on electronic light sensors. Integrated into a digital camera lens, for example, it could reduce bulkiness and boost both




Photo - Jung-Hun Seo, Univ. of Wisconsin-Madison

the acquisition speed and quality of video or still photos.

Like human eyes, photo-transistors essentially sense and collect

light, then convert that light into an electrical charge proportional to its intensity and wavelength. In the case of our eyes, the electrical impulses transmit the image to the brain. In a digital camera, that electrical charge becomes the long string of 1s and 0s that create the digital image.

While many photo-transistors are fabricated on rigid surfaces, "We actually can make the curve any shape we like to fit the optical system," researchers says. "Currently, there's no easy way to do that."

Science Daily, Oct. 30, 2015



Annual EPS Membership Dues Are Due



Q&A With Tim Grey

ASK?
tim
grey

Q:

How do you get smart phone images easily into an existing workflow on your computer?

A:

An increasing number of photographers are using smart phones to supplement their “real” camera. Some are using their phones exclusively. Whatever, there’s a good chance you are capturing at least some photos with a smart phone. So, how do you get those images into your existing workflow?

I treat my iPhone as “just another camera.” My preference is to download photos from my iPhone, bring those photos into my existing workflow, then remove the photos from my iPhone just as I would from a DSLR media card.

However, the iPhone presents some unique challenges. To begin with, many software tools—including Adobe Lightroom—do not enable you to delete the photos from an iPhone after you have imported the images and copied them to your hard drive. This isn’t exactly a surprise, since these software tools also don’t allow you to format the media cards used in other cameras. Adding to this the iPhone Photos app doesn’t provide an easy way to delete a large number of photos. In general you need to select all of the photos individually in order to delete all of them. There are a few tricks. I recommend using work-arounds that enable you to treat your iPhone as a “normal” camera.

The approach I use allows me to download the photos from my iPhone and create an additional backup during that process. The Photo Downloader feature of Adobe Bridge provides a good solution. However, a recent system update prevents Photo Downloader from connecting with an iPhone on the Mac platform. Hopefully this will be fixed in a future.

[In Windows] use the Adobe Bridge Photo Downloader feature, by choosing “Get Photos from Camera” from File on the [Main] menu bar. Then set the iPhone as source for the download and establish [some] settings. For example, specify where you want the photos copied to, rename images [if needed], create a second backup copy, and if you want, delete the images from the iPhone when the download is complete. It’s that simple.

For Mac users [with] the latest [Apple] OS, Adobe Bridge is not [usable]. Fortunately, there are other solutions, including the Image Capture application that is included by default with the Mac OS. With Image Capture, downloading and deleting iPhone photos is a three-step process.

First, download the photos to a Folder using Image Capture. Then copy that photo folder to a second storage location to serve as a backup. Once photos have been successfully downloaded and backed up, you can delete all of the images from the iPhone.

Within Image Capture, deleting photos from your iPhone isn’t entirely obvious. With download and back up

[complete] choose Edit > Select All from the menu, or use Command+A on the keyboard. With all of the images selected, you can then click the “Delete Photos” button, which has an icon of a circle with a slash on it toward the bottom-left of the area where your photos are displayed.

Once you have downloaded the photos from your iPhone and deleted the source images from the iPhone, you can continue with your normal workflow for those images. For example, if you are using Lightroom to manage your photos you can then import the photos into your Lightroom catalog. If you are using Adobe Bridge for your image management, you can simply browse the older that contains the downloaded images and continue with your normal workflow.

The key to any workflow is to find a solution that works for you, then follow it consistently. [Transferring] iPhone images may require more steps than you would hope, but there are still options for [both Windows and Mac users] that make sense.



Tim Grey is a top educator in digital photography and imaging, offering clear guidance on complex subjects. Tim has written many books, hundreds of magazine articles and is a member of the Photoshop World Dream Team.

[Ed Note: Articles are reprinted with permission & shortened to fit space.]


Annual EPS Membership Dues Are Due



Rules For Really Serious Wildlife Shooters



Rule #37
***“Get closer to
your subject”***



Rule #38
***“Too close and
your buddy gets
the keeper shot”***



Thanks to Tom Bruno for the photo find. 

Annual EPS Membership Dues Are Due



What To Know

March 2016

- 1 Challenge Night - Theme - OLD
- 8 Ed. Night, **Video editing** - D. Horton
- 15 Print & Digital Competition night
- 22 Photo Forum Night, Q & A, Demos

April 2016

- 5 Challenge Night - Theme TBA Mar 1
- 12 Ed. Night, **TBA**
- 19 Print & Digital Competition night
- 26 Photo Forum Night, Q & A, Demos

May 2016

- 3 Challenge Night - Theme TBA Apr 5
- 10 Ed. Night, **TBA**
- 17 Print & Digital Competition night
- 24 Photo Forum Night, Q & A, Demos

June 2016

- 7 Challenge Night - Theme TBA May 3
- 14 Ed. Night, **TBA**
- 21 Print & Digital Competition night
- 28 Photo Forum Night, Q & A, Demos

**No EPS
Meetings in
July & August
Have a Happy
Shooting Summer**

September 2016

- 6 Challenge Night - Theme TBA June 7
- 13 Ed. Night, **TBA**
- 20 Print & Digital Competition night
- 27 Photo Forum Night, Q & A, Demos

Where To Go

Got a show?

We want to know!

Have a show going up?

Send complete details

(location, time, theme, etc.)

Have your photos

been published?

Send complete details

<bittled70@gmail.com>

NEW EPS PRICES

BEGINNING JAN. 1, 2016

ALL FRAMES \$16

ALL DOUBLE WHITE

MATS \$7

(NO CHANGE FOR

BLACK CORE MATS - \$14

& TRANSPORT BOXES - \$5)

Classified

**Classified Ads
Free to all
EPS members**

*This
Space
Available*

NEW PRICES

EPS WHOLESALE print show supplies

\$7 MATS (16"x 20" OD).
Double whites, acid-free
surfaces with stiff backers.
Center-cut with 10"x 15"
or 12"x 16" openings.

\$14 WHITE MATS BLACK CORE
Available only with 10"x 15"
center-cut opening.

\$16 FRAMES (16"x 20" OD).
Black or Silver aluminum,
with hardware & glass.

\$5 TRANSPORT BOXES
for framed images.
(some assembly req.)

\$2 from each mat, frame
or box purchase
goes to EPS.

Contact:

Bruce Bittle
541.343.2386

Legal Stuff

The Bellows is published ten times per year by the *Emerald Photographic Society*, a not-for-profit organization, and is completely supported by EPS funds. All materials within do not necessarily reflect the views of the EPS Board of Directors, officers, membership, supporting vendors or editor of this publication. All brand and product names listed are trademarked and/or registered and are not necessarily endorsed by EPS. However, EPS

does endorse vendors, offering discounts to our members, listed on the last page (randomly as space allows on other pages) of each issue.

The Bellows policy is to always adequately attribute all images & posted content. **The Bellows** can not be responsible for images or any other content acquired from unidentified web pages with no visible attribution or on-line contact information.

Reprinting articles from **The Bellows** for non-commercial use is permitted so long

as the photo or article is not copyrighted and source credit is given to EPS, the author and this newsletter. Any other reproduction requires specific written permission from the editor.

Inquiries about, or submissions for **The Bellows** (deadline is the last week of the month for following month publication) send to Editor, c/o Emerald Photographic Society, 1236 Debrick Rd., Eugene, OR 97401, or by email <bittled70@gmail.com>





EPS Preferred Vendors



**Show your membership card to these vendors for nice discounts.
Be a good ambassador for EPS each time you receive these discounts
by letting these folks know how much you appreciate their support.**



Dotson's Camera Store

1668 South Willamette Street

15% Discounts on in-house processing (including slide processing)

*Your camera's home
away from home*

Focal Point Photography

161 West Ellendale, Dallas, OR

Equipment Rentals, Trade Ins, discounts on most items Call Mike Lowery, 503.623.6300

Oregon Gallery

199 East Fifth Avenue, Eugene

15% discount on all matting and framing

***The Shutterbug* Camera Stores**

Two Stores 207 Coburg Rd. & Valley River Center

10% discount on photo accessories and photo finishing

U of O Bookstore Art Department (Basement)

Corner of 13th Ave. & Alder St.

20% discount on all art supplies

Vistra Gallery

160 East Broadway, Eugene

20% discount on printing, matting & framing, Up to 30% on orders over \$500