

Jan
2017

The BELLOWS

EPS dues are due for 2017*EPSers Vote unanimously to accept changes and people*

Members Approve Officers & ByLaws

The EPS members present at the December 6th meeting voted unanimously to approve the new club officers for the coming year. Listed in the box are the members who agreed to give their time and expertise in making sure our club maintains the level of professionalism for which it is known.

Also approved at the same time were several changes in the bylaws as noted in the two previous issues of the Bellows. Most revisions were housekeeping items that merely reflect what the club is already doing. The most significant change is making any digital image automatically available for entry into the 4Cs monthly competition.

We can all look forward to a smooth, interesting and fun year for EPS.



2017 Movers & Shakers

President – Dave Horton
Vice President – Stephen Franzen
Secretary – Tom Bruno
Treasurer – Kevin Reilly
Webmaster – Mike Van De Walker
Challenge Night Chair – David Putzier
Education Night Co Chairs – Tom Bruno, Jon Parker & Susan Starr
Competition Chair – Hernando Convers
Back up – Mark Gotchall
Photo Forum Chair – Kurt Pratt
Critiquing Chair – Bob Petit
Board Members at Large – Jeff Green, Graham Smith, David Winther

Thursday Meetings @ Northwood Church

Don't get caught going to the wrong location on the wrong day for our first meeting in January on Thursday evening the 5th.

That's right. Big changes have been made and we are ready to begin a new chapter in the EPS history book.

Beginning this month, meetings will be

held at the Northwood Christian church on the first through the fourth Thursday evenings of each month. See page 3 for a road map to get you there and a detail map showing you which door to enter. We thank Willamalane & The Adult Center for providing accommodations for several years but they just didn't have a larger room for our growing membership.



Annual EPS Notice

2017 membership dues payable this month.
\$35 single - \$45 couples
- \$20 students
Less than 97¢ per meeting!

Inside This Issue

- 4Cs Winning digital images for visual info 2
- New Field Trip survey – Liability form notice 3
- New Meeting Location Maps 3
- Wayne Harrison – Annual photo job for 20 years 4
- Tim Grey Q&A – Can pros use Lightroom? 5
- What to Know - Where To Go – Classifieds 6



You Judge


Yes, it's not fair to judge images from crummy JPEG representations in postage-stamp size images, but this is the only place you're likely to see these photos, (except one).

These are the winning images from the most recent month of Columbia Council inter-club competition. Your job is to get a feel for the subject matter, composition, cropping, format, etc. and mentally compare them with the quality you see in our monthly club competition.



Then ask yourself, "How does EPS stack up?"



4Cs Recent Winning Images



***EPS Dues
Are Due***





Your Ideas Needed For 2017 Field Trips

There have been many changes at EPS these past few months, most having to do with the business end of the club. Recognizing the importance of actually taking photos, it's time to plan field trips for 2017.

Field Trips for 2016 were a huge success with 12 different outings and 118 participants. Looking ahead to next year, it's my goal to match or exceed that turnout. We learned a few things. One is that attendance drops in relation to the distance of the field trips from Eugene/Springfield. So, this coming year we hope to offer more local opportunities.

There is a wealth of photo location knowledge in our club and we're asking for input from each of you on destination ideas for the coming year. Please

take a look at the "Trippy" survey on the website. Think outside the frame and send us locations that EPS has not yet visited. Please respond to this survey by January 15, 2017.

Sprinkled in with your ideas, during the next year will be two special events – A guided Palouse trip to eastern Washington in May – And a coordinated Eclipse event in central Oregon in August. What makes these "special" is they are over-nighters. Though these may not be Field Trips, per se, they will be listed on Facebook, the EPS website calendar, via email reminders, and in the Bellows newsletter. Plan to join whatever sounds the most interesting and fun.

Thanks for your participation! What you want matters and we are listening!

Adrienne Adams
EPS Field Trip Coordinator



A New Form To Sign When Annual Dues Are Paid

Every EPS member will be asked to sign a Liability Release form for the legal protection of the club when you pay your dues for the coming year.

This form is a formality with most large not-for-profit organizations that was suggested by a recent visit to an attorney. As some may know, this is not iron-clad protection for the club, but

provides solid evidence of intent in the unlikely event that someone should attempt to sue the club for some reason.

This will benefit leaders of field trips where accidents are most likely to occur. Guests and other non-members on field trips will also be required to sign this release form.

Bruce Bittle



Map for EPS New Meeting Location



Locator Map for Northwood Church





EPS Members Personal Photo Projects

Wayne Harrison – Twenty Years Of Floral Arrangement Photos

This is a sample Floral Arrangement by the Willamette Arrangers Guild, a division of the Eugene Garden Club. For over twenty years, ten photographs similar to this have been taken and submitted in an annual competition for the Vision of Beauty Calendar.

Frequently one or more have been accepted for publication in their National Calendar, a testament to the floral arrangers and a compliment to the photographer.



Photo – Wayne Harrison

Ten precision images for twenty years equals two hundred carefully set up and photographed floral arrangements that must follow exacting rules.

- Precise vertical and horizontal format & size
- Seamless background with floral arranger's color choice
- Minimal shadows and subdued highlights
- Unquestionably exact color reproduction

Wayne Harrison



New, Big Game-Changing Battery Technology

University of Maryland researchers are developing game-changing solid-state battery technology, and have made a key advance by inserting a layer of ultra-thin aluminum oxide between lithium electrodes and a solid non-flammable ceramic electrolyte known as garnet.

“What this means is a revolutionary advancement in the field of solid-state batteries -- particularly in light of recent battery fires, from Boeing 787s to hoverboards to Samsung smartphones,” said Liangbing Hu, associate professor of materials science

and one of the authors of the paper. “Our garnet-based solid-state battery is a triple threat, solving the typical problems that trouble existing lithium-ion batteries: safety, performance, and cost.”

In addition, the high stability of these garnet electrolytes enable the team to use metallic lithium anodes, which contain the greatest possible theoretical energy density and are considered the ‘holy grail’ of batteries. Combined with high-capacity sulfur cathodes, this all solid-state battery technology offers a potentially

unmatched energy density that far outperforms any lithium-ion battery currently on the market.

“This technology is on the verge of changing the landscape of energy storage increasing the flexibility of how and when energy is used. These solid-state batteries will both increase the safety and decrease size, weight, and cost of batteries,” said Eric Wachsman, director of the University of Maryland Energy Research Center.

Univ. of Maryland Energy Research Center

Science Daily, Dec. 20, 2016



Annual EPS Membership Dues Are Due

NEW

TechMedic
An EPS Preferred Vendor

Apple Mac Computer Technicians
2125 W. 7th Ave (Big “Y” Center}
541•484•3603

NEW



Q & A With Tim Grey

ASK?
tim
grey

Q:

Still another follow-up regarding background color when evaluating photos. Is it better to use a neutral gray or black as background in a projected slide-show?

A:

For a slide-show presentation I highly recommend using a black background to help the photos stand out better.

When applying adjustments to a photo and making the most accurate evaluations possible I recommend using a neutral gray background with about a 50% value.

However, when presenting images as a slide-show, I recommend using a black background. At least in theory, this translates into no visible illumination of the screen around the [images]. This will enable the photos to stand out as much as possible.

Keep in mind that generally a slide-show is being seen in a darkened room. This means the focus of viewers eyes will adjust in terms of overall exposure of those images, because there is nothing competing with the photos themselves making the images stand out and look their best.

In some cases the presentation may be about more than the photos. You may want a more creative presentation that goes beyond a simple black background. But when your priority is an emphasis on the photos in the slides-show, my feeling is that a black background is best.

Q:

Have we reached the point where, excluding selections and cleaning up, a professional photographer can do a superior job in Lightroom exclusively?

A:

When processing RAW, Lightroom and Photoshop are absolute equals [because they] use the same engine for rendering. Lightroom does have an advantage over Photoshop Elements [because it] includes a limited version of Adobe Camera Raw.

Photoshop offers much more powerful tools than Lightroom for targeted adjustments and image cleanup. Lightroom provides a match and actually goes beyond PS to control shadows and highlights independently.

Photoshop provides tools for sharpening that are a little better than Lightroom, especially [for] images to be printed. There are other capabilities that Lightroom doesn't offer, including creative filters, the ability to create composite images, and more.

There's no question that for many photographers Lightroom provides all that is needed for optimizing photos. But for many situations I still consider Photoshop to be invaluable.

**Annual EPS
Membership
Dues Are Due**

Q:

When applying a graduated filter in Lightroom, is it possible to adjust how hard or soft a transition you want?

A:

Yes! The softness (or hardness) of a Graduated Filter adjustment is determined by the distance you initially drag [over] the image to create the [gradation]. [It can also be] adjusted to fine-tune the size after it is defined.

The [glass or plastic] graduated filters that can be placed in front of a lens are available with various length transitions.

In Lightroom the distance you drag a Graduated Filter determines the transition length of the [gradation]. Then [fine tune] the length after creating it by dragging the two outer lines in or out (closer to or farther from) the middle line. Moving the middle line determines the angle.



Tim Grey currently publishes the monthly on-line magazine PIXOLOGY. He is a top educator in digital photography imaging, offering clear guidance on complex photo subjects. Tim has written books – magazine articles – and is a Photoshop World Dream Team member.

[Ed Note: Articles are reprinted with permission & abridged to fit available space.]



What To Know

NEW MEETING LOCATION

Northwood Christian Church
2425 Harvest Lane
(Corner of Harvest Lane
& Hayden Br. Road, Springfield)

New Meeting Day THURSDAYS

January 2017

- 5 Challenge Night - Theme TBA Dec 6
- 12 Ed. Night, TBA
- 19 Print & Digital Competition night
- 26 Photo Forum Night, Q & A, Demos

February 2017

- 2 Challenge Night - Theme TBA Jan. 3
- 9 Ed. Night, TBA
- 16 Print & Digital Competition night
- 23 Photo Forum Night, Q & A, Demos

March 2017

- 2 Challenge Night - Theme TBA Feb. 7
- 9 Ed. Night, TBA
- 16 Print & Digital Competition night
- 23 Photo Forum Night, Q & A, Demos
- 30 EPS Board meeting - All welcome

April 2017

- 6 Challenge Night - Theme TBA Mar. 2
- 13 Ed. Night, TBA
- 20 Print & Digital Competition night
- 27 Photo Forum Night, Q & A, Demos

Where To Go

• *EPS At the Blue Buffalo*

Walt Biddle has a permanent show of metal prints that changes periodically at the Blue Buffalo, 331 Main St., Springfield that can be seen during regular restaurant hours.

Got a show?

We want to know!

*Send details
(location, time, theme, etc.)*

Have your photos been published?

- Magazines
- Brochures
- Newspapers
- Scientific Journals

*Send complete details to:
<bittled70@gmail.com>*

*"If you don't blow your own horn,
somebody else will use it
for a spittoon."*

Ambrose Bierce

Classified

Classified Ads Free to all EPS members

FOR SALE

Tamron 150-600mm lens, one year old, Nikon mount, purchase price \$1,100 asking \$650. Great bird lens. Contact: Bruce 541.343.2386

BEST PRICES in town EPS WHOLESALE print show supplies

\$7 MATS (16"x 20" OD).
Double whites, acid-free surfaces with stiff backers.
Center-cut with 10"x 15" or 12"x 16" openings.

\$14 WHITE MATS BLACK CORE
Available only with 10"x 15" center-cut opening.

\$17 FRAMES (16"x 20" OD).
Black or Silver aluminum, with hardware & glass.

\$5 TRANSPORT BOXES
for framed images.
(some assembly req.)

\$2 from each mat, frame or box purchase goes to EPS.

Contact:

Bruce Bittle 541.343.2386

FREE Delivery to club meetings!

Legal Stuff

The Bellows is published ten times per year by the *Emerald Photographic Society*, a not-for-profit organization, and is completely supported by EPS funds. All materials within do not necessarily reflect the views of the EPS Board of Directors, officers, membership, supporting vendors or editor of this publication. All brand and product names listed are trademarked and/or registered and are not necessarily endorsed by EPS. However, EPS

does endorse vendors, offering discounts to our members, listed on the last page (randomly as space allows on other pages) of each issue.

The Bellows policy is to always adequately attribute all images & posted content. **The Bellows** can not be responsible for images or any other content acquired from unidentified web pages with no visible attribution or on-line contact information.

Reprinting articles from **The Bellows** for non-commercial use is permitted so long

as the photo or article is not copyrighted and source credit is given to EPS, the author and this newsletter. Any other reproduction requires specific written permission from the editor.

Inquiries about, or submissions for **The Bellows** (deadline is the last week of the month for following month publication) send to Editor, c/o Emerald Photographic Society, 1236 Debrick Rd., Eugene, OR 97401, or by email <bittled70@gmail.com>





EPS Preferred Vendors



Show your membership card to these vendors for nice discounts.
Be a good ambassador for EPS each time you receive these discounts
by letting these folks know how much you appreciate their support.



Dotson's Camera Store

1668 South Willamette Street

15% Discounts on in-house processing (including slide processing)

*Your camera's home
away from home*

Focal Point Photography

161 West Ellendale, Dallas, OR

Equipment Rentals, Trade Ins, discounts on most items Call Mike Lowery, 503.623.6300

Oregon Gallery

199 East Fifth Avenue, Eugene

15% discount on all matting and framing

Red River Paper

Professional quality papers of all types for much less than printer mfg. brands

10% rebate to EPS when ordered directly from our web site

***The Shutterbug* Camera Stores**

Two Stores 207 Coburg Rd. & Valley River Center

10% discount on photo accessories and photo finishing

NEW

TechMedic

EPS Preferred Vendor

Apple Mac Computer Technicians

2125 W. 7th Ave (Big "Y" Center)

541•484•3603

NEW

U of O Bookstore Art Department (Basement)

Corner of 13th Ave. & Alder St.

20% discount on all art supplies

Web Mats & Frames / Vistra Gallery

160 East Broadway, Eugene

20% discount on printing, matting & framing, Up to 30% on orders over \$500