

Jan
2018

The BELLOWS

The shape of new things to come for the new year

New EPS Field Trips Lined Up For 2018

With a whole new year to play with EPS has some good things lined up to make things interesting and fun.

New officers will be in place along with some new faces as Chairpersons running our monthly events. Perhaps even a new individual competition event will be added to see how our members fare with other 4Cs club members.

As many of you know one of the long-distance field trips last year was a fun and photo productive trip to the Teton National Park. Twenty-four EPSers enjoyed a week in the park in early May with nearly perfect photo weather every day. A similar trip is already filled for this new year to the Palouse area in Eastern WA in May.

A smaller group of EPSers had fun after the Teton trip keeping their cameras busy for almost another week at the DDD Photo Game Farm in Kalispell, MT. If you've never enjoyed wildlife safely up close and amazingly easy to capture digitally, you will have an opportunity for a similar trip in the snow this year. (Info on page 4)

Since we have no problem recognizing when photo folks are having fun, we've arranged another overnighter field trip to the western part of WA to a premier wildlife refuge and wildflower venue on the same trip. This event has already been scheduled for the 20th - 22nd in July with reservations at the refuge and for motel accommodations



How about a two hour photo shoot on an electric tram moving quietly through a wildlife refuge on paved roads?

nearby locked in place. Would you like to imagine yourself and your camera replacing those folks in the picture above? Your seat in an electric tram quietly making its way on paved roads in a drive-through wildlife refuge on a two hour photo trip will be waiting for you to arrive the last weekend in July. (Details on page 4).

If you don't want to miss out on any one of these good photo outings in store for 2018 there's only one thing for each of you to do right now . . .

***EPS Dues Are Due
This Month!***

Inside This Issue

- | | |
|---|---|
| • EPS Club News - Officers Slate for 2018 | 2 |
| • 4Cs Monthly EID - Dec. Winning Images | 3 |
| • July Field Trip - NW Trek - Mt. Rainier - DDD | 4 |
| • Tim Grey Q&A - Ltrm CS/CC - PS sizing - Color | 5 |
| • What to Know - Where To Go - Classifieds | 6 |



Light is your subject – Color is your partner

EPS Club News

But, Lady Luck will sometimes be your best buddy

EPS Dues Are Due By End Of Month!
No Change In Prices - Under \$1 Per Meeting

Voting for 2018 Officers This Month

2018 EPS Slate of Officers

Officers

President: **Dave Horton**

Vice Pres: **Stephen Franzen**

Secretary: **VACANT**

Treasurer: **Kevin Riley**

Past President: **Dave Putzier**

Chair Positions

Competition Chair: **Hernando Convers** Co-Chair **Mark Gotchall ***

Challenge Chair: **Okke Duursma**

Critiquing Chair: **Jim Buch**

Co-Chair **Terry Smith ***

Education Chair: **Susan Starr**

Co-Chair **Jon Parker ***

Photo Forum Chair: **Kevin Reilly**

Co-Chair **Rochelle Villanueva ***

Board members at Large:

#1: **Graham Smith**

#2: **Mike VanDeWalker**

#3: **David Winther**

#4: **Jim and/or Sue Mehrwein ***

Support Positions

Bookkeeper: **Rick LeBrun ***

Field trip coordinator: **VACANT ***

Newsletter Editor: **Bruce Bittle ***

Publications: **Suzanne Eckerson ***

Librarian/Historian: **Tom Bruno ***

Columbia Council Representative **Bruce Bittle***

*An asterisk * indicates non-voting positions*

Respectfully submitted by – Ron Sequin – Nominating Committee Chair



2018 EPS Field Trips

We need a volunteer to step in and make this job interesting, exciting and fun. This is NOT hard to do when we live in Oregon.

JANUARY SUGGESTIONS FOR SELF-GUIDED TRIPS

- The new building for the **Albany Carousel Museum** has been finished and is now open weekdays 10 am to 4 pm, weekends 10 - 6.

All animals have been hand-carved by volunteer carvers and this is still in progress on a few to fill some remaining empty spaces on the carousel now operating daily.

- The **Antique Automobile & Airplane Museum (WAAAM)** in Hood River is well worth a day trip up the Columbia. Almost every car is on the road and every plane in the air twice a year or more. Very good collection of WWII Army vehicles and spotter planes.

- The **Toy Museum** in Salem is worth a look especially the ones you remember that have been voted into the Toy Hall of Fame.



New EPS Calendars, \$5 Until The End Of The Month

The EPS calendar for the new year has been a hot item and a much appreciated gift for the folks who were lucky to receive them.

The usual complaint that was heard is, "Not enough room for writing notes in those teeny little boxes."

This complaint was not unantic-

ipated by the designer. Those boxes were secondary to the primary photos on purpose as should be expected from a camera club, right?





We are well into the 21st century, so it's time for the complainers to learn how to make their cell phone do the calendar note taking.





4Cs Digital Winning Images For December

AM = Award of Merit
HM = Honorable Mention





Trek Wildlife & Rainier Wildflowers



East of Tacoma is a huge well-run, well-kept wildlife refuge that is one of the best in the nation.

After several trips I can say without doubt that it's a far better photo destination than the one most of us know south of Roseburg here in Oregon.

On Sunday, July 22nd:

We have reservations for 15 photographers in the Tram.

The photographing in the drive-through tram is easier by far for two main reasons. First, the tram has a

at the cafeteria.

For non-photographers they can take one of the regular trams that run about every half hour for \$25 after paying the general admission fee.

After the tram tour ends at 10 am we'll be free to do the walkaround to see and shoot all the small animals & birds until closing time at 5 pm.

On Saturday, July 21st:

The day before on Saturday will be normal peak wildflower time at the Mt. Rainier National Park that is just 15 miles down the road from



designated park driver who knows the location of every animal and will stop whenever asked and wait for shutters to stop clicking before moving on. Also, as mentioned the tram is electric and rolls silently on paved roadways with big windows removed for two hours of unobstructed shooting.

As if that isn't enough, the photo tram is the only one in the driving area because the other trams don't start their first run of the day until 10 am. All of this indicates that management must have actually consulted a photographer or two to make all of this come together so well.

The cost for this is \$70 per head that includes general park admission, the tram tour, and \$5 ticket for lunch

Eatonville. Folks can go as early and stay as late as they like in the park.

The hiking trail at the Visitor Center is a wildflower hot spot as is Reflection Lake. Both are marked on the free Park Map handed to you at the entrance.

On the same road before the park entrance is a guy who has been doing found-object welding for years and has his entire front yard full of oddball stuff that will probably keep **Ron Seguin** there for the better part of the day.

On Friday, July 20th:

For folks that want to arrive sometime in the morning on Friday there is a restored steam train that takes visitors from the logging town of Elbe, a short hop from Eatonville,



First EPS Trip Winter Animals In Snow, Shoot

EPSer, **Graham Smith**, will be glad to lead another trip to the DDD Photo Game Farm in Kalispell, MT in February. This will be a four-day shoot with all of the usual DDD winter wildlife animals, dude ranch



horses in the snow and rescue birds with winter background.



Check your EPS 2017 and 2018 calendars for other examples of winning photos taken on a similar 2016 trip to this location. Sign-up for this event happens soon with a drastically discounted price of \$900 per shooter.

Contact Graham if you'd like a winter wildlife experience of a lifetime, but do it ASAP!

Email: grahams2@comcast.net
Phone: 541.337.0078

up through the woods on a 90 minute roundtrip of scenic backwoods area. There is a nominal fee.

Eatonville will be our weekend hub and I have secured a block of rooms (singles \$148 & doubles \$158 includes tax and breakfast). If you think this looks like fun, let me know.

Bruce Bittle



Q & A With Tim Grey

ASK?
tim
grey

Q:

How can I make a folder of images from Lightroom Classic to try Lightroom CC?

A:

I consider it imperative to create [a group of] duplicate photos for testing with new software that are representative of the file formats and captures typical in your workflow. From Lightroom Classic, use the Export feature to copy images in their original format into a new test folder.

If you manage photos with software (such as Adobe Bridge) that doesn't employ a central catalog, simply copy a representative folder to a new location and rename it clearly as a Test Folder.

Select images by using the Edit > Select All command on the Test folder and Click the Export button at the bottom of the left panel in the Library module. In the Export dialog, select where you want to [insert] the Test photos in the Export Location section at the top of the dialog.

If video clips are included, turn on the "Include Video Files" checkbox in the Video section as well. Select "Original, unedited file" from the Video Format popup. In the File Settings section select "Original" from the File Settings popup. Copies of the original im-

age files on your hard drive will be created in the folder location you've specified.

Note: For raw captures this export will include an XMP sidecar file that includes the Develop module adjustments you've applied to the image.

With the export settings established, Click the Export button to process the images. Once the process is complete, you'll have copies of your photos in the folder you specified, ready to be used for testing with Lightroom CC or any other new software you're considering for your workflow.

Q:

In Photoshop CC when I set the crop size I want, such as 11 x 14, it shows the aspect ratio, but not the size. This is annoying because when I go to print, I have to re-size.

A:

The issue here is the default behavior for the Crop tool in Photoshop not re-sizing the image. When you enter values for the width and height for the crop, you're really just defining an aspect ratio. But you can change this behavior so that you are re-sizing as part of the crop.

To do so, Select the Crop tool and click the left end of Options bar, then choose "W x H x Resolu-

tion." in the popup. So, now you could, for example, set the width to "11 in", height to "14 in" and resolution to 360 pixels per inch. Then, when you crop the photo, it will also be re-sized to the exact pixel dimensions defined by the settings you entered.

My approach is to separate cropping and re-sizing. I crop the photo optimizing it based on my aesthetic preference for the image. I then work with a copy to create a print version, then re-sizing at that point.

Q:

When adding text to share an image online, do I need to check the "Only Web Colors" checkbox?

A:

No, the concept of using "web safe" colors is largely outdated, and not an issue you need to be concerned about with today's web browsers. You can leave the "Only Web Colors" checkbox turned off.



Tim Grey publishes the monthly on-line magazine PIXOLOGY and is a top educator in digital photography offering clear guidance on complex photo subjects. He is also a Photoshop World Dream Team member.

[Ed Note: Tim's articles are reprinted with permission & abridged to fit available space.]



What To Know

January 2018

- 4 Challenge Night - Theme "BALANCE"
- 11 Ed. Night, TBA
- 18 Print & Digital Competition night
- 25 Photo Forum Night, Q & A, Demo

February 2018

- 1 Challenge Night - Theme TBA Jan. 4
- 8 Ed. Night, TBA
- 15 Print & Digital Competition night
- 22 Photo Forum Night, Q & A, Demo

March 2018

- 1 Challenge Night - Theme TBA Feb. 1
- 8 Ed. Night, TBA
- 15 Print & Digital Competition night
- 22 Photo Forum Night, Q & A, Demo

April 2018

- 5 Challenge Night - Theme TBA Mar. 1
- 12 Ed. Night, TBA
- 19 Print & Digital Competition night
- 26 Photo Forum Night, Q & A, Demo

May 2018

- 3 Challenge Night - Theme TBA Apr 5
- 10 Ed. Night, TBA
- 17 Print & Digital Competition night
- 24 Photo Forum Night, Q & A, Demo

June 2018

- 7 Challenge Night - Theme TBA May 3
- 14 Ed. Night, TBA
- 21 Print & Digital Competition night
- 28 Photo Forum Night, Q & A, Demo

July 2018

- 5 Challenge Night - Theme TBA May 7
- 12 Ed. Night, TBA
- 19 Print & Digital Competition night
- 26 Photo Forum Night, Q & A, Demo

Where To Go

• At the Courthouse

No EPS Print Shows at this location until May. We agree to share a few months with other nonmembers.

If you have a show anywhere else in the Eugene / Springfield area during the next four months let us know.

• A Free Software Heads-up from Walt Biddle

Darktable - is a new open-source, (free), Lightroom wannabe available for Windows and Macs that allows image organization and non-destructive raw processing, just the same as in Lightroom.

Looks like about the only work-around left in the Windows version is that you are required to use only ASCII characters in the title.

Got a show? We want to know!

Have your photos
been published?

- Magazines
- Brochures
- Newspapers
- Scientific Journals

Send complete details to:
<bittled70@gmail.com>

*"If you don't blow your own horn,
somebody else will use it
for a spittoon."*

Classified

This
Space
Available

**Classified Ads
Free to all
EPS members**

BEST PRICES in town EPS WHOLESALE print show supplies

\$17 FRAMES (16"x 20" OD)

Black or Silver aluminum,
with hardware & glass

\$7 MATS (16"x 20" OD)

Double whites, acid-free
surfaces with stiff backers
Center-cut with 10"x 15"
or 12"x 16" openings

\$14 WHITE MATS BLACK CORE

Available only with 10"x 15"

\$5 TRANSPORT BOXES

for framed images
(some assembly req.)
\$2 from each mat, frame
or box purchase
goes to EPS

Contact:

Bruce Bittle 541.343.2386

FREE Delivery to club meetings!

Legal Stuff

The Bellows is published ten times per year by the *Emerald Photographic Society*, a not-for-profit organization, and is completely supported by EPS funds. All materials within do not necessarily reflect the views of the EPS Board of Directors, officers, membership, supporting vendors or editor of this publication. All brand and product names listed are trademarked and/or registered and are not necessarily endorsed by EPS. However, EPS

does endorse vendors, offering discounts to our members, listed on the last page (randomly as space allows on other pages) of each issue.

The Bellows policy is to always adequately attribute all images & posted content. **The Bellows** can not be responsible for images or any other content acquired from unidentified web pages with no visible attribution or on-line contact information.

Reprinting articles from **The Bellows** for non-commercial use is permitted so long

as the photo or article is not copyrighted and source credit is given to EPS, the author and this newsletter. Any other reproduction requires specific written permission from the editor.

Inquiries about, or submissions for **The Bellows** (deadline is the last week of the month for following month publication) send to Editor, c/o Emerald Photographic Society, 1236 Debrick Rd., Eugene, OR 97401, or by email <bittled70@gmail.com>



EPS Preferred Vendors



Show your membership card to these vendors for nice discounts.
Be a good ambassador for EPS each time you receive these discounts
by letting these folks know how much you appreciate their support.



Dotson's Camera Store

1668 South Willamette Street

15% Discounts on in-house processing (including slide processing)

*Your camera's home
away from home*

Focal Point Photography

161 West Ellendale, Dallas, OR

Equipment Rentals, Trade Ins, discounts on most items Call Mike Lowery, 503.623.6300

Oregon Gallery

199 East Fifth Avenue, Eugene

15% discount on all matting and framing

Red River Paper

Professional quality papers of all types for much less than printer mfg. brands

10% rebate to EPS when ordered directly from our web site

***The Shutterbug* Camera Stores**

Two Stores 207 Coburg Rd. & Valley River Center

10% discount on photo accessories and photo finishing

NEW

TechMedic

EPS Preferred Vendor

Apple Mac Computer Technicians

2125 W. 7th Ave (Big "Y" Center)

541•484•3603

NEW

U of O Bookstore Art Department (Basement)

Corner of 13th Ave. & Alder St.

20% discount on all art supplies

Web Mats & Frames / Vistra Gallery

411 West 4th Street, Eugene

20% discount on printing, matting & framing, Up to 30% on orders over \$500