

Jun  
2018

# The BELLOWS

*Just one of a wide variety of photo opportunities on the Washington Palouse field trip*

## ***EPSers Really Enjoy, Shooting The Bull***



Content cows,  
Intent Photographers

**N**ot many would normally think that cows could be an interesting photo opportunity, but there we were shooting away for over an hour having fun and the cows weren't concerned about us at all.

This was just one of fourteen selected photo hot spots for twenty-five EPSers and three guests on our first long-distance field trip of the year, (a new record), to the eastern Washington Palouse area. The weather was wonderful and an added side trip to Walla Walla to meet members of the Blue Mt. Camera Club on Sunday afternoon was very enjoyable.

Don't miss the next EPS trips! (See p 3)



The main attraction



Twin Scottish Highlanders

### *Inside This Issue*

- |  |   |
|--|---|
| • Palouse field trip photos continued        | 2 |
| • Club News - July & September Field Trips   | 3 |
| • 4Cs Winning Digital Images for May         | 4 |
| • A Photo a Day - You need camera insurance  | 5 |
| • Tim Grey Q&A - Crop in camera, or at post? | 6 |
| • What to Know - Where To Go - Classifies    | 7 |





## Palouse trip cont.



A rainbow appears right on time




Ghost farm from the past



The well known Wheel Barn



A DJI drone does some spying on us



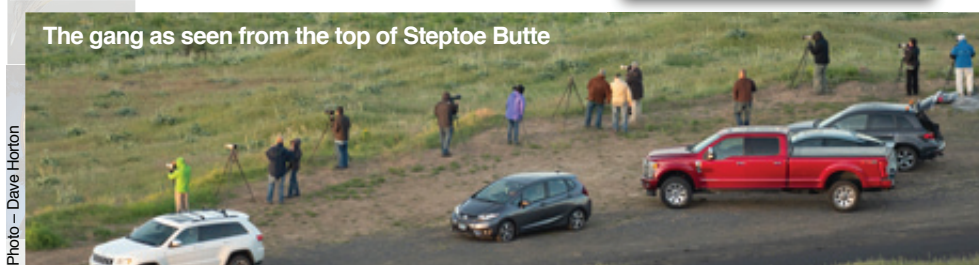
A huge ghost elevator



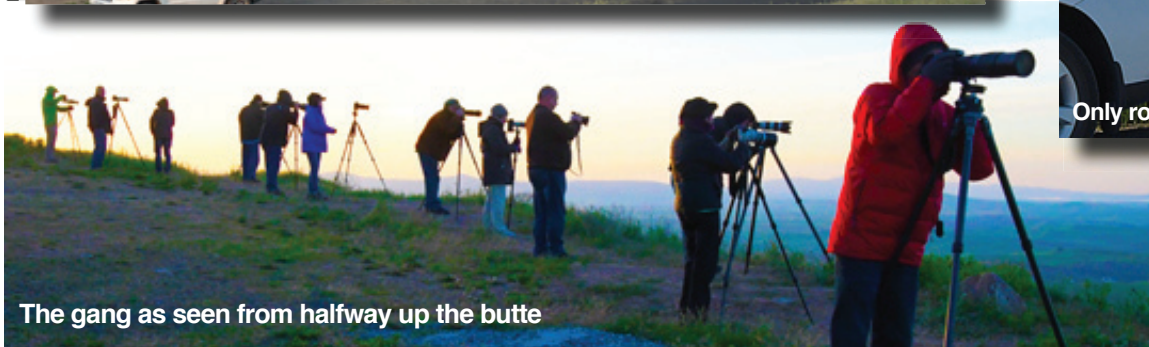
A fence full of wheels



Only round barn on the trip



The gang as seen from the top of Steptoe Butte



The gang as seen from halfway up the butte



Photos  
Bruce Bittle  
(except as noted)





Light is your subject – Color is your partner

## EPS Club News

But, Lady Luck will sometimes be your best buddy

### *Minimal Response to EPS Annual All Members Show*

• **Our club might want to question** whether we want to continue to use this free, high-traffic venue for displaying our prints. Only six members submitted prints for this annual show this year out of our current total of 109 members.

• **The months of July & August are available** yet this year for any member or group of members who would like to put up a show for an entire month.

• **April, May, July, & August are available** for next year 2019 and now is the time to put your name on the list if you are interested.

• **This is an easily administered show and I will be passing it on to a new administrator at the end of this year or the venue will be dropped altogether.**

**Contact: Bruce Bittle for details and to make sure your name is on the list for an individual show.**



### EPS Finances 2018

Club financials are in great shape. Currently, EPS has over \$15,000 in our checking and savings accounts, which is more than enough to ensure we have a top-notch meeting location, great education programs and a large cushion for any unexpected issues. We're on the plus side of our budget this year due to our exceptional end-of-year banquet, and from the extra money we collected from our recent extra education event.

**Kevin Reilly, Treasurer**

### NW Trek Wildlife/Flower Field Trip

The next scheduled field trip will be to the **Northwest Trek wild animal park** near Eatonville, WA.

This event will happen on the **20-22nd of July** when the wildflowers at **Mt. Rainier National Park** will be at their peak. Rainier NP is about an hour east of Eatonville and we plan to be there on Saturday the 21st. Then on Sunday the 22nd we

will be at the NW Trek animal park just 10 miles north of Eatonville. For those who arrive by noon on Friday the 20th we will be taking an old steam train ride into the local forest from the small town of Elba just south of Eatonville.

Four rooms at the Village Mill Motel (360-832-3200) in Eatonville are still available until June 10th.

**Bruce Bittle, Trip Coordinator**



### Beach Camping Field Trip September 21-23rd

What could be better than a beach camping trip in September?

**Place** – Tillicum, Siuslaw National Forest. (Reserve on Recreation.gov). Sites still available as of June 1. First-come/first-served sites will be available for the weekend.

**Kevin Reilly & Rochelle Villanueva** are the organizers. We'll be in campsite 49 for all three nights.

**Friday** night the 21st is potluck night. Bring a favorite dish to share.

**Saturday** night, Kevin will try to arrange for a large group in a local Yachats restaurant.

Camping not your thing? Motels in Yachats with good reviews:

• Deane's Oceanfront Lodge, 541-547-3321, [www.deaneslodge.com](http://www.deaneslodge.com)

• Ocean Cove Inn, 541-547-3900, [www.oceancoveinn.com](http://www.oceancoveinn.com) (in town)

Contact: **Kevin Reilly** let me know if you're coming. [kevin.sonoraguy@gmail.com](mailto:kevin.sonoraguy@gmail.com)

**Kevin Reilly, Trip Coordinator**



### 2018 Board of Directors & Support Positions

#### Board of Directors

**Dave Horton** - President  
**Stephen Franzen** - Vice President  
**Linda Magyary** - Secretary  
**Kevin Reilly** - Treasurer  
**David Putzier** - Past President  
**Mike Van De Walker** - Webmaster  
**Jim (or Sue) Mehrwein, Graham Smith, & David Winther** – Members at large

#### Support Positions\*

**Hernando Convers, Mark Gotchall**  
Competition Co-Chairs  
**Susan Starr, Jon Parker**  
Education Co-Chairs  
**Rochelle Villanueva, Kevin Reilly**  
Photo Forum Co-Chairs  
**Jim Buch - Terry Smith** - Critique Co-Chairs  
**Suzanne Eckerson** – Publications  
**Tom Bruno** – Library - Historian  
**Bruce Bittle** – Newsletter Editor & Columbia Council Representative

\* Nonvoting positions

**THE BOARD MEETS  
on 5th Thursdays  
(Four times each year)**



## 4Cs May Winning Digital Images



AM

AM = Award of Merit  
HM = Honorable Mention



AM




AM

EPS does not enter  
this competition.



AM




AM



AM



AM




AM



HM



AM



HM





# A Daily Photo Improves Personal Wellbeing

Taking a photo each day and posting it online has complex benefits say researchers who say it supports improved wellbeing. A study recorded what photos people took, what text they added and how they interacted with others on the photo-a-day site for two months.

This is a popular social phenomenon, with Instagram having over 1.5million photos tagged #365 for each day of the year while there are thousands of members of Blipfoto, a key photo-a-day site.

A study co-authored by Dr Liz Brewster of Lancaster University and Dr Andrew Cox of the University of Sheffield recorded what photos people took, what text they added and how they interacted with others on the photo-a-day site for two months.

They found that taking a daily photo improved wellbeing through:

- Self-care
- Community interaction
- Potential for reminiscence

Taking a moment to be mindful, and looking for something different or unusual in the day were

***“It could be a rubbish photo but if somebody commented on it, it made it worthwhile.”***

seen as positive well-being benefits of the practice.

One participant said: “My job is stressful and just the thought: oh wait a moment, no, I’ll stop and take a photograph of this insect sitting on my computer or something. Just taking a moment is very salutary I think.”

It also led to more exercise and gave a sense of purpose, competence and achievement.

Another participant said: “It encourages me to get out of the house. I’ll think maybe I’ll take a walk down on to the sea-front and before I know it I’m two miles along the coast.”

Several participants had taken early retirement and found that the contact established via photo-a-day replaced some of the daily office chatter that they missed.

“It could be a rubbish photograph but if somebody commented on it, it made it worthwhile.”

The online text was used to provide personal narratives, reminiscences, and explanations of repeated images.

The researchers said the practice is “an active process of meaning making, in which a new conceptualization of well-being emerges.”

*Science News - April 30, 2018  
Lancaster University*



## Got Good Equipment? Get Good Insurance

NASA photographer Bill Ingalls posted this photo of his melted Canon camera after it was destroyed by a brush fire sparked by a SpaceX Falcon 9 rocket launch at Vandenberg Air Force Base in California on May 22.



Check with your car or home insurance person and ask for a separate policy to cover your cameras and associated gear. Any long-term EPSer will tell you stories about how easily and often odd and unexpected accidents happen out in the field.

Special insurance costs about \$15 per \$1,000 of insured equipment per year. It has no deductible and full value replacement on losses. Finding serial numbers is the hardest part.







## Q & A With Tim Grey

ASK?  
tim  
grey

**Q:**

*Adobe Camera Raw includes all of the adjustments found in the Develop module in Lightroom.*

*Is there any reason I should [use] Lightroom rather than relying on Camera Raw?*

**A:**

When comparing workflow between Lightroom Classic CC, (LCCC) [with either]

Adobe Bridge, (AB) Photoshop (PS) or Adobe Camera Raw, (ACR) the key difference is [photo organization].

[First], ACR has the same adjustments as the Develop module of LCCC, so no advantage. [Second], features available in LCCC [have no advantage] over using AB and PS, that are usually [used in combination].

The [only] LCCC advantage has is the catalog for managing photos as it works seamlessly across a variety of different folders. That's why I prefer it.

And, to be sure, if you don't know how LCCC catalog works, you can create a huge mess. But, to avoid a catalog for managing photos, PS certainly provides options suitable for many photographers.

**Q:**

*Do you crop in-camera or zoom out 5-10% to do the perfect crop (or rotate a few degrees) in [post processing]?*

**A:**

In the real world it can be challenging to get all aspects of a photo perfectly right in the camera. So, cropping (or overall framing) is the issue.

Many cameras don't include a 100% viewfinder, so the photo you capture will [include] a little more space [beyond] the viewfinder edges.

It can be very helpful to have a little extra room to work with when rotating or, simply wanting to crop the overall image for aesthetic purposes.

If I don't want to waste a lot of time in the [field] trying to make a crop decision, I give a little bit of extra room around the scene so I have more flexibility when cropping later.

It makes perfect sense to include a little bit of extra space especially when using a wide-angle lens and perspective correction will be required. In that situation it can be very important to have a bit more room for cropping.

**Q:**

*I just installed the latest version of Lightroom and the Dehaze adjustment has disappeared! What happened?*

**A:**

Rest assured Dehaze is still very much available in Lightroom and Camera Raw, it has just been moved to a different location.

With the latest release of Lightroom Classic CC (and Camera Raw) the Dehaze adjustment has been relocated to the Basic set of adjustments, alongside the Clarity adjustment.

I've actually long hoped that Dehaze would be moved to the same set of adjustments as the Clarity adjustment, since these two adjustments fit into the same general category of effect (at least in my mind). So I'm very happy that Dehaze is now a little more accessible and in a position that I consider to be more logical.

When applying a Dehaze adjustment to an image, I find that often I want to also apply a Clarity adjustment, in order to emphasize some of the finer textures and details in the photo.



*Tim Grey currently publishes the monthly on-line magazine PIXOLOGY. He is a top educator in digital photography imaging, offering clear guidance on complex photo subjects. Tim has written many books, hundreds of magazine articles and is a member of the Photoshop World Dream Team.*

*[Ed Note: Articles are reprinted with permission & abridged to fit available space.]*

**NEW**

**TechMedic**

EPS Preferred Vendor

**Apple Mac Computer Technicians**

2125 W. 7th Ave (Big "Y" Center}  
541•484•3603

**NEW**





## What To Know

### June 2018

- 7 Challenge Night - Theme TBA May 3
- 14 Ed. Night, TBA
- 21 Print & Digital Competition night
- 28 Photo Forum Night, Q & A, Demo

**No meetings July - August**

### September 2018

- 6 Challenge Night - Theme TBA June 7
- 13 Ed. Night, **Computer security - Plus**
- 20 Print & Digital Competition night
- 27 Photo Forum Night, Q & A, Demo

### October 2018

- 4 Challenge Night - Theme TBA Sept. 6
- 11 Ed. Night, TBA
- 18 Print & Digital Competition night
- 25 Photo Forum Night, Q & A, Demo

### November 2018

- 1 Challenge Night - Theme TBA Oct. 4
- 8 Ed. Night, TBA
- 15 Print & Digital Competition night
- 29 Photo Forum Night, Q & A, Demo

### December 2018

- 6 Challenge Night - Theme TBA Nov 1
- 13 Print & Digital Competition night

**Only Two Meetings  
this month**

### January 2019

- 3 Challenge Night - Theme TBA Dec. 6
- 10 Ed. Night, TBA
- 17 Print & Digital Competition night
- 24 Photo Forum Night, Q & A, Demo

### February 2019

- 7 Challenge Night - Theme TBA Jan. 3
- 14 Ed. Night, TBA
- 21 Print & Digital Competition night
- 28 Photo Forum Night, Q & A, Demo

## Where To Go

### • At the Courthouse in June

#### The Annual EPS All Members Show

Six members have images in this show this year including metal prints for the first time. Displaying new print materials lets viewers know that our members are at the forefront of new technology.

This show can be seen during business hours from 8-5 weekdays until the last working day of the month, Friday the 29th.

### • At the Dentist's Office

**Mark Gotchell** has an individual show at Dr. Dexter's Office located at 2233 Willamette St. Suite B. Mark's show can be seen beginning June the 26th until September 24th.

A reception will take place on Monday July 16th from 5 - 7 pm.

## Got a show? We want to know!

Have your photos  
been published?

- Magazines
- Brochures
- Newspapers
- Scientific Journals

Send complete details to:  
<bittled70@gmail.com>

*"If you don't blow your own horn,  
somebody else will use it  
for a spittoon."*

## Classified

This  
Space  
Available

**Classified Ads  
Free to all  
EPS members**

## BEST PRICES in town EPS WHOLESALE print show supplies

### \$17 FRAMES (16"x 20" OD)

Black or Silver aluminum,  
with hardware & glass

### \$7 MATS (16"x 20" OD)

Double whites, acid-free  
surfaces with stiff backers  
Center-cut with 10"x 15"  
or 12"x 16" openings

### \$14 WHITE MATS BLACK CORE

Available only with 10"x 15"

### \$5 TRANSPORT BOXES

for framed images  
(some assembly req.)  
\$2 from each mat, frame  
or box purchase  
goes to EPS

Contact:

Bruce Bittle 541.343.2386

FREE Delivery to club meetings!

## Legal Stuff

**The Bellows** is published ten times per year by the *Emerald Photographic Society*, a not-for-profit organization, and is completely supported by EPS funds. All materials within do not necessarily reflect the views of the EPS Board of Directors, officers, membership, supporting vendors or editor of this publication. All brand and product names listed are trademarked and/or registered and are not necessarily endorsed by EPS. However, EPS

does endorse vendors, offering discounts to our members, listed on the last page (randomly as space allows on other pages) of each issue.

**The Bellows** policy is to always adequately attribute all images & posted content. **The Bellows** can not be responsible for images or any other content acquired from unidentified web pages with no visible attribution or on-line contact information.

Reprinting articles from **The Bellows** for non-commercial use is permitted so long

as the photo or article is not copyrighted and source credit is given to EPS, the author and this newsletter. Any other reproduction requires specific written permission from the editor.

Inquiries about, or submissions for **The Bellows** (deadline is the last week of the month for following month publication) send to Editor, c/o Emerald Photographic Society, 1236 Debrick Rd., Eugene, OR 97401, or by email <bittled70@gmail.com>





## *EPS Preferred Vendors*



Show your membership card to these vendors for nice discounts.  
Be a good ambassador for EPS each time you receive these discounts  
by letting these folks know how much you appreciate their support.



### **Dotson's Camera Store**

1668 South Willamette Street

15% Discounts on in-house processing (including slide processing)

*Your camera's home  
away from home*

### **Focal Point Photography**

161 West Ellendale, Dallas, OR

Equipment Rentals, Trade Ins, discounts on most items Call Mike Lowery, 503.623.6300

### **Oregon Gallery**

199 East Fifth Avenue, Eugene

15% discount on all matting and framing

### **Red River Paper**

Professional quality papers of all types for much less than printer mfg. brands

10% rebate to EPS when ordered directly from our web site

### ***The Shutterbug* Camera Stores**

Two Stores 207 Coburg Rd. & Valley River Center

10% discount on photo accessories and photo finishing

**NEW**

**TechMedic**

*EPS Preferred Vendor*

**Apple Mac Computer Technicians**

2125 W. 7th Ave (Big "Y" Center)

541•484•3603

**NEW**

### **U of O Bookstore Art Department (Basement)**

Corner of 13th Ave. & Alder St.

20% discount on all art supplies

### **Web Mats & Frames / Vistra Gallery**

411 West 4th Street, Eugene

20% discount on printing, matting & framing, Up to 30% on orders over \$500