



Feb
2019

The BELLOWS

Annual Awards Banquet • Food • Silent Auction • Raffle • Best Images Show • Prize \$\$\$ - Fun

Best EPS Night Of The Year, Sat. 23



*How it looked last year. Even better this year?
ABSOLUTELY, IF WE ALL SHOW UP!
EASY DETAILS ON PAGES 2 & 3.*

Advance Camera Professional Cleaning

Bring Your Camera

- Crop sensor clean \$35
 - Full Frame clean \$45
 - Outside scrub - camera & lens
 - Update firmware
- (Battery must be fully charged)***

Inside This Issue

- | | |
|--|---|
| • EPS Banquet Details | 2 |
| • EPS Banquet Location & Timeline | 3 |
| • Ed Night Demo - "Photos Into Art"- Becker | 4 |
| • 4Cs January Winning Digital Images | 5 |
| • Tim Grey Q & A - Ltrm Start Over? Net Set? | 6 |
| • What to Know - Where To Go - Classified | 7 |



Light is your subject – Color is your partner

EPS Club News

But, Lady Luck can sometimes be your best buddy

POT LUCK DINNER:

YOUR INDIVIDUAL CHOICE – (We don't designate)

- A favorite **HOT DISH** to share (Ovens will be available)
- Or, A healthy **SALAD** surprise (Bring a serve utensil)
- Or, A **DESSERT** to die for

Show us what you're famous for at your house!

CLUB WILL SUPPLY:

- **PAPER WARE**
- **PLASTIC WARE**
- **CUPS & DRINKS**

Bring Your Camera

- Crop sensor clean \$35
- Full Frame clean \$45
- Outside scrub - camera & lens
- Update firmware

(Battery must be fully charged)

SILENT AUCTION: ***(High Ticket Items) (Highest Bid Wins)***

- **#BID CARDS** on table are near the **#BID ITEM**.
- **PRINT** your name & **YOUR BID** on the card.
- **CHECK BIDS** often or someone will outbid you.

RAFFLE TABLE:

- **IF YOUR # IS CALLED** ***(Give ticket to Raffle Master)***
- **TAKE YOUR PICK** of any item on the Raffle table.
- **REPEAT OFTEN** with each # if you're so lucky.

BOOK TABLE:

- **ALL BOOKS ON THIS TABLE ARE **FREE**.**

Emerald Photographic Society
Promoting Amateur Photography In Lane County





Light is your subject – Color is your partner

EPS Club News

But, Lady Luck can sometimes be your best buddy

BANQUET SCHEDULE

SATURDAY NIGHT FEBRUARY 23rd

LOCATION -

BANQUET ROOM at the church
(ENTER THE MAIN FRONT DOORS
then go straight ahead)

EVENT TIME LINE

4:30 - 5:45 PM -

SETUP CREW - These guys know who they are.

5:45 - 6:45 PM -

FOOD ARRIVAL - Long Food table in front of
big kitchen window - serving lines on both sides -
Arrange food in 3 sequence groups.

7:00 - 8:00 PM -

DINNER

8:00 - 9:00 PM -

AWARDS PROGRAM & SHOW

9:00 - 9:30 PM -

TAKE DOWN - CLEAN UP

ALL VOLUNTEER HELP WELCOME!

Bring Your Camera
• Crop sensor clean \$35
• Full Frame clean \$45
• Outside scrub - camera & lens
• Update firmware
(Battery must be fully charged)



David Becker, Ed Night Demo

DAVID WILL SHOW HOW TO TAKE YOUR PHOTOS TO AN ARTISTIC LEVEL

"I'll be talking about how I create digital art in Photoshop using layers, mask, blending modes and textures. The techniques I use require a minimum of equipment; but I'll discuss other

choices, like the iPad Pro using the Apple Pencil, and watercolor pencils."

"Not familiar with these techniques? This will get you started!" (Thurs. Feb. 14)(You'll love it!)



New Camera Lets Humans See What Birds See

Using a specially designed camera, researchers at Lund University in Sweden have succeeded for the first time in recreating how birds see colors in their surroundings. The study reveals that birds see a very different reality compared to what we see.

Human colour vision is based on three primary colours: red, green and blue. The colour vision of birds is based on the same three colours -- but also ultraviolet that means they see a very different world.

In dense forest foliage, "What appears to be a green mess to humans are clearly distinguishable leaves for birds. No one knew about this until



The image to the right was taken with the specially designed camera.

this study," says Dan-Eric Nilsson, professor at the Department of Biology at Lund University.

For birds, the upper sides of leaves appear much lighter in ultraviolet. From below, the leaves are very

dark. In this way the three-dimensional structure of dense foliage is obvious to birds. This in turn makes it easy for them to move, find food and navigate. People, on the other hand, see the foliage in green; the primary colour where contrast is the worst.

This is the first time researchers have succeeded in imitating bird colour vision with a high degree of precision. This was achieved with the help of a unique camera with rotating filter wheels making it possible to show what different animals see clearly. In this case, the camera imitates with a high degree of accuracy the colour sensitivity of the four different types of cones in bird retinas.

"We may think we see reality, but other animals have other realities. Now see through their eyes and reveal many secrets," Nilsson concludes.

*Science Daily, Jan 22, 2019
Lund University*



Two Club Support Positions Open

Challenge Night Chair - **OPEN**

A fun night once a month to challenge all members to shoot to a theme in just 30 days. You get to choose a new theme for the following month's competition. Lots of creativity and fun.

4Cs Representative - **OPEN**

Only four meetings each year to report to EPS about what other clubs in OR, WA, ID & one in CA are doing. Keep tabs on the annual 4Cs Fall Photo Convention and field trips.


You Can Do It!

Every EPS member is authorized to organize a Field Trip at any time for any place or event.

•Pick a date •Make a map •Make it happen!



4Cs Monthly Digital Winners, January 2019




AM



AM



AM



AM

AM = Award of Merit
HM = Honorable Mention



AM



AM



AM


EPS
does not
enter
this
competi-
tion



AM




AM



HM



HM



HM



Q & A With Tim Grey

ASK
tim
grey

Q: *In Lightroom's Catalog Settings I don't understand why those various settings couldn't just be put in the Preferences. Is there some reason these options need to be separated?*

A: There is a very important distinction between the Preferences and Catalog Settings. The Preferences settings apply to everything in your Lightroom installation, while the Catalog Settings relate only to the catalog currently open.

In other words, you can have different settings for each catalog in Lightroom through the Catalog Settings dialog and make a universal change in all Catalogs using Preferences.

Q: *When launching Photoshop, a message that suggests it is looking for Lightroom photos is followed by, "This service is not available. Please check your network settings." I have no photos in anyone's cloud, and have no idea what "network settings" refers to. How do I turn this off?*

A: This indicates Photoshop, (PS), is attempting to access photos you have synchronized to the cloud via Lightroom, (LR) or on a computer or mobile device. Bypass this screen altogether for a simpler startup by turning on the

"Disable the Home Screen" checkbox on the General tab of the Preferences dialog.

Choose the "Home" option at the top-left of the Home Screen. If you don't want the Home Screen at all in PS, simply disable it at launch.

To disable the Home Screen go to the PS menu on a Mac or Edit in Windows, then choose "Preferences" > "General" and Click the Options section and check the "Disable the Home Screen" checkbox. Click OK to change, then quit PS. The next time you launch PS, only the actual PS interface [will appear].

Q: *Using Lightroom Classic CC has been a do it myself process, so it is a mess. Is it a good idea to just clear the whole thing and start over?*

A: Starting over with a new catalog in Lightroom Classic CC should be the last option to consider, as most likely information about the photos will be lost. By default, all of the photos information is saved only to the Lightroom catalog, not to the photos themselves.

Having previously enabled the option to automatically save metadata (or have saved it manually) then some of the updated information will be included after importing. However, even after saving the metadata to the actual photos, these details would be lost; Pick and reject flags, Collections, History, and Virtual copies.

Of course, if you have an extreme mess I would suggest reviewing

my "Cleaning Up Your Mess in Lightroom" course. This course features over five hours of video lessons to help you get your Lightroom catalog (and your workflow) back in order. Get more details here: <https://www.greylearning.com/courses/lightroom-mess?coupon=mess29>

Q: *Do you recommend creating a new catalog in Lightroom Classic CC for the new year?*

A: Absolutely not. My general recommendation is to use a single Lightroom catalog for all of your photos and videos, and I certainly don't recommend creating a new catalog for each calendar year.

After all, if you use multiple catalogs and want to find a particular photo, first you need to know which catalog that photo is contained in.

If you're concerned about performance issues, that isn't a significant issue. My Lightroom catalog currently contains almost 400,000 images, and the performance is nearly identical to working with a small catalog for demonstration purposes.



*Tim Grey publishes the monthly on-line magazine PIX-
OLOGY, and is a top educator
offering clear guidance on
complex photo subjects. He is
also a Photoshop World Dream
Team member.*

*[Note: Tim's articles are
reprinted with permission &
abridged to fit available space.]*



What To Know

February 2019

- 7 Challenge Night - Theme TBA Jan. 3
- 14 Ed. Night, "Photos Into Art" D. Becker
- 21 Digital Competition night
- 23 Annual Awards Banquet - Best of Best
- 28 Photo Forum Night, Q & A, Demo

March 2019

- 7 Challenge Night - Theme TBA Feb. 7
- 14 Ed. Night, TBA
- 21 Digital Competition night
- 28 Photo Forum Night, Q & A, Demo

April 2019

- 4 Challenge Night - Theme TBA Mar. 7
- 11 Ed. Night, Focal Point Rep (Photo Restoring)
- 18 Digital Competition night
- 25 Photo Forum Night, Q & A, Demo

May 2019

- 2 Challenge Night - Theme TBA Apr. 4
- 9 Ed. Night, TBA
- 16 Digital Competition night
- 23 Photo Forum Night, Q & A, Demo
- 30 Board meeting

June 2019

- 6 Challenge Night - Theme TBA May 2
- 13 Ed. Night, Star Trails/Milky Way photos
- 20 Digital Competition night
- 27 Photo Forum Night, Q & A, Demo

SUMMER BREAK
No EPS meetings during
JULY & AUGUST

September 2019

- 1 Challenge Night - Theme TBA Jun 6
- 8 Ed. Night, TBA
- 15 Digital Competition night
- 22 Photo Forum Night, Q & A, Demo

Where To Go

• Linda Devenow - Two Personal Shows

Feb 1 - Feb 22 Eugene Love Show
2019 - Multiple Artist non-juried
show at the Broadway Commerce
Center, 44 W Broadway, Eugene.

Feb 15 - April 13 Saginaw Vineyard
- One person show 80247 Delight
Valley School Road Cottage Grove.

• At the Courthouse

The courthouse has no EPS mem-
bers scheduled until May of this
year. Other local artists are scheduled
to display work each month until then.

BEST PRICES EPS WHOLESALE print show supplies

\$17 FRAMES (16"x 20" OD)
Black or Silver aluminum,
including hardware & glass

\$7 MATS (16"x 20" OD)
Double whites, Whites / black
core (look like doubles)
always include stiff backers
Center-cuts with 10"x 15"
or 12"x 16" openings

\$5 TRANSPORT BOXES
for framed images
(some assembly req.)

**\$2 from each of the above
purchases goes to EPS**

Contact:
Bruce Bittle 541.343.2386
FREE Delivery to club meetings!

Classified

Classified's Free to EPS members

FOR SALE

• **Sigma 18-300mm F3.5-6.3**
Current DC Macro OS - HSM / C
Lens for Nikon - Excellent condi-
tion. **\$275.00**

• **Sigma 150-500mm f/5-6.3**
APO DG OS HSM Lens for Nikon
F Mount - Excellent condition
\$350.00

Call Ron **619.548.7301**
Email - **ronseguin@comcast.net**

FOR SALE

Epson Stylus Pro 3800 Printer
• 17" paper, Nine 80ml ink carts
• Photo & Matte Blks • 2 new carts
(\$138 value) • (5 carts over half full)
• Works great! **\$400**
Call Susan **541-525-2053**

ADVANCE CAMERA

Bring Your Camera
• Crop sensor clean **\$35**
• Full Frame clean **\$45**
• Outside scrub - camera & lens
• Update firmware
(Battery must be fully charged)

**AT THE
BANQUET**

Legal Stuff

The Bellows is published ten times per year by the *Emerald Photographic Society*, a not-for-profit organization, and is completely supported by EPS funds. All materials within do not necessarily reflect the views of the EPS Board of Directors, officers, membership, supporting vendors or editor of this publication. All brand and product names listed are trademarked and/or registered and are not necessarily endorsed by EPS. However, EPS

does endorse vendors, offering discounts to our members, listed on the last page (randomly as space allows on other pages) of each issue.

The Bellows policy is to always adequately attribute all images & posted content. **The Bellows** cannot be responsible for images or any other content acquired from unidentified web pages with no visible attribution or on-line contact information.

Reprinting articles from **The Bellows** for non-commercial use is permitted so long

as the photo or article is not copyrighted and source credit is given to EPS, the author and this newsletter. Any other reproduction requires specific written permission from the editor.

Inquiries about, or submissions for **The Bellows** (deadline is the last week of the month for following month publication) send to Editor, c/o Emerald Photographic Society, 1236 Debrick Rd., Eugene, OR 97401, or by email <bittled70@gmail.com>



EPS Preferred Vendors

Show your membership card to these vendors for nice discounts.
Be a good ambassador for EPS each time you receive these discounts
by letting these folks know how much you appreciate their support.



Dotson's Camera Store

1668 South Willamette Street

15% Discounts on in-house processing (including slide processing)

*Your camera's home
away from home*

Focal Point Photography

161 West Ellendale, Dallas, OR

Equipment Rentals, Trade Ins, discounts on most items Call Mike Lowery, 503.623.6300

Oregon Gallery

199 East Fifth Avenue, Eugene

15% discount on all matting and framing

Red River Paper

Professional quality papers of all types for much less than printer mfg. brands

10% rebate to EPS when ordered directly from our web site

***The Shutterbug* Camera Stores**

Two Stores 207 Coburg Rd. & Valley River Center

10% discount on photo accessories and photo finishing

***TechMedic* Apple Mac Computer Technicians**

EPS Preferred Vendor

2125 W. 7th Ave (Big "Y" Center)

541•484•3603

U of O Bookstore Art Department (Basement)

Corner of 13th Ave. & Alder St.

20% discount on all art supplies