



**Last Bellows until September**

Jun  
2019

# The BELLOWS

## Wallowa Field Trip A Huge Success



**The Mold**

Photo – Bob Roelke



**The Pour**

Photo – Jim Mehrwein

**A very,  
VERY,**



**The Finish**

Photo – Bob Roelke

**HOT,  
FAST, Photo Op**

*Preceded by many  
Cool, Slow,  
Photo Ops*

**R**obins are nature's wakeup call for early morning photographers. However, don't expect them to provide a follow-up snooze alarm. They tell you in their melodious way that the sun will be up in about an hour, yet when the sun does appear the robins will be quietly busy eating breakfast.

In the neat little town of Joseph in the far NE Oregon Wallowa (Wa-LAH-wa) mountains, the robins worked faithfully every morning for twenty-five EPSers and friends who, if they were listening, could

*continues on next page*



Photo – Ron Green

*More Photos on Next Two Pages*

### Inside This Issue

- More photos from the Wallowa trip 2
- EPS Club News - EPS Officer Positions Open 3
- 4Cs May Digital Winning Images 4
- Small Immigrants Accepted as US Citizens 5
- Tim Grey Q&A - Textures - Saving JPEGs 6
- What to Know - Where to Go - Classifieds 7





# Wallowa Field Trip (continued)



Photos by  
**Ron Green**  
Unless noted




Photo – Bob Roelke



## Expensive Street Art in Joseph, Oregon



Photos – Ron Green



appreciate this nice little bird wakeup service.

EPSers **Tom and Judy Elder** provided the real emphasis for this trip when a grandson-in-law was hired by one of the local bronze foundries. This offered a possibility of an inside look at a highly respected and sought after art bronze production facility in Enterprise, OR near the touristy town of Joseph.

In addition to the foundry shoot we found a local Barn Map with twenty-five barns listed with construction details and dates, family history etc., complete with pictures for most of them. Lastly was the huge recreational Lake Wallowa area where snow-capped mountains came right down to the water's edge including a long tram to the top. All of this right here in good old Oregon.

The first morning out we soon learned that Lady Luck seemed to like us far more than any of us expected. Early morning temperature was in the low 60s and the high for the day was in the middle 70s with no wind and gorgeous puffy white clouds in the afternoon. Believe it or not, weather was exactly the same for the next two days as well. Wow.

Thank you, Lady Luck!

Bruce Bittle

Wallowa Field Trip Coordinator




Photo – Paula Darnielle



Photo – Cathy Meyer

## RailRiders - Jim & Sue



Photo – Bruce Bittle

*More Photos Next Page*





## Wallowa Field Trip (continued)



Photos by  
**Ron  
Green**



Light is your subject – Color is your partner

## EPS Club News

But, Lady Luck can sometimes be your best buddy

### EPS Officers & Board of Directors

#### OFFICERS

**PRESIDENT - Ron Seguin**

**VICE PRES - Open**

**SECRETARY - Linda Magyary**

**TREASURER - Kevin Reilly**

**PAST PRESIDENT - David Horton**

#### BOARD OF DIRECTORS

**Mike Van De Walker**

**Jim Mehrwein**

**Graham Smith**

**Krystal Grube**

**(Alt) Sue Mehrwein**

### Tom Elder Update

After 9 hours in surgery for some fixin' up of several internal parts - heart - lung plus misc. other minor items, Judy says that Tom is recuperating nicely.

**Get well soon, Tom!**

### Three Club Support Positions Open

#### Challenge Night Chair - **OPEN**

A fun night once a month to challenge all members to shoot to a theme in just 30 days. You get to choose a new theme for the following month's competition. Lots of creativity and fun.

#### Vice President position - **OPEN**

#### 4Cs Club Representative - **OPEN**

Only four meetings each year. Report to EPS about other clubs in OR, WA, ID. Report info on 4Cs Fall Photo Convention and field trips.

### You Can Do It!

Every EPS member is authorized to organize a Field Trip at any time for any place or event.

- Pick a date •Make a map
- Make it happen!




## 4Cs Monthly Digital Winners, May 2019



HM



AM




AM

**AM**  
Award  
of Merit

**HM**  
Honorable  
Mention

**EPS**  
does not enter  
this competition



HM




AM



AM



AM



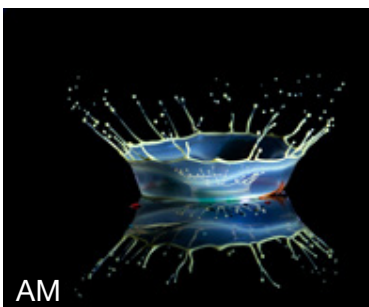
AM



AM



HM



AM



AM







## Feathered Aliens Now Accepted Citizens In US

**W**hen Stephen Pruett-Jones, PhD, at the University of Chicago, first came to Chicago in 1988, he stumbled on a unique piece of the city's history: the monk parakeets of Hyde Park.

The squat, bright-green birds aren't native to Illinois, or the United States at all. In the 1950s and 60s, tens of thousands of monk parakeets were imported from South America as pets. Inevitably, many of them escaped or were released. By 1968, they were found breeding in the wild across 10 states, including a colony in the Hyde Park neighborhood of Chicago, home of the University of Chicago campus.

Pruett-Jones, noticed this large group of parakeets on his daily commute, so he started sending students out to study the birds and organized an annual lab project to count them.

"I have never actually held a wild parrot in the United States," he said. "But, indirectly, I've become the spokesperson for parrot research here because when I saw the monk parakeets in Chicago, I realized nobody else was working on them."

Those monk parakeets aren't the only parrot species thriving in the U.S.



Photo - © jangnhut / Adobe Stock

Recent research on bird sightings from 2002 to 2016 found 56 different parrot species spotted in the wild in 43 states. Of these, 25 species are now breeding in 23 different states.

"But many of these species are perfectly happy living here," said Pruett-Jones, "so, wild parrots are here to stay. Now for some of these parrots, they may become critical to the survival of the species."

Harold Washington, Chicago's first African American mayor, lived

across the street from one of the city's best-known parakeet colonies and called them a "good luck talisman." After he died in 1987, the USDA tried to remove the birds, but local residents threatened a lawsuit.

The parakeets stayed but some have dispersed to greener areas in the suburbs, although the largest colony is now under the Skyway bridge connecting Illinois to Indiana.

*Science Daily - May 14, 2019  
Univ. of Chicago Medical Center*



## What Is He Thinking?

### Watch the action!

This is so dumb you have to wonder if it's been manipulated for a class on photo location stupidity, er . . . safety.

If it hasn't been PS'd, you can see the photographer who got the shot was standing behind *two* losers.

**The life you save may be your own!**





## Q & A With Tim Grey

ASK  
tim  
grey

**Q:** *I've played around with Texture adjustment in Lightroom a bit. Like Clarity a negative value for Texture is possible. Where would you use this negative adjustment?*

**A:** While I will be inclined to only use the new Texture adjustment to enhance texture, it was created to very effectively reduce texture for people portraits..

Before this update, if you wanted to reduce the appearance of texture in an image, *[the only option]* was to use a negative value in Clarity. But it wasn't quite the same effect.

Now that Lightroom and Camera Raw include Texture, Clarity and Dehaze the key differences between them is the scale at which they operate. Texture operates at a very small scale, Clarity operates at a "medium" scale, and Dehaze operates at a relatively large scale.

So, depending on intent of image appearance, these positive or negative values will enhance or ton-down detail at various scales.

You can see these adjustments compared in a video published on my Tim Grey TV channel on YouTube here:

<https://youtu.be/H6TMIwYTzD8>

**Q:** *Recently you addressed importing files from an iPhone and I think you favored the TIFF format. Importing from my iPhone X the only options are JPEG and DNG. Am I using the wrong app?*

**A:** The answer you refer to related to exporting from the Photos application on a **computer**, not directly from the **iPhone**. With an iPhone your capture options are JPEG or you can also capture in DNG using the Lightroom mobile app.

Using a proprietary raw capture format, as with most cameras, is not an option with a smartphone that captures with JPEG format by default. Using the Lightroom mobile app *[option]* Adobe DNG, would provide minimal benefits for quality or optimizing workflow and *[only]* increase the overall file size.

I recommend using the "Copy" option rather than "Copy as DNG."

**Q:** *Regarding converting to DNG when importing from a smartphone, is there any disadvantage other than increased file size? I'm concerned that saved through several cycles of the JPEG format [will degrade an image].*

**A:** There is no loss of quality caused by working with a JPEG image in Lightroom's Develop module. This means there is no alteration of the original pixel values in the source image.

For example, if you apply adjustments to a JPEG image, and didn't adjust and re-save the image a very large number of times, the overall quality would not suffer significantly provided *[the original is in]* a moder-

ately high Quality *[Large-Fine]* JPEG setting. In other words, this isn't an issue you really need to worry about too much in a typical workflow.

Once you have a *[quality]* JPEG capture, the benefit of converting to a DNG file format is modest especially in Lightroom.

**Q:** *Do you pack your 150-600mm lens into your carry-on bag for flights? Or do you put larger lenses in checked luggage?*

**A:** Yes, I have always carried my 150-600mm lens in a carry-on bag for all flights. I don't put any cameras or lenses into a checked bag, *[although]* I often put a tripod and various camera accessories into a checked bag.

That adds up to a and a heavy bag that provides lots of storage but still small enough to be a carry-on bag.

I generally use the Lowepro Fastpack BP 250 AW II, which you can find here:

<https://timgrey.me/fastpack250>



*Tim Grey publishes the monthly on-line magazine PIX-  
OLOGY, and is a top educator  
offering clear guidance on  
complex photo subjects. He is  
also a Photoshop World Dream  
Team member.*

*[Note: Tim's articles are  
reprinted with permission &  
abridged to fit available space.]*





## What To Know

### June 2019

- 6 Challenge Night - *Symmetry - Mono*
- 13 Ed. Night, *Star Trails/Milky Way* photos
- 20 Digital Competition night
- 27 Photo Forum Night, Q & A, Demos

**SUMMER BREAK**  
**No EPS meetings during**  
**JULY & AUGUST**

### September 2019

- 5 Challenge Night - Theme TBA Jun 6
- 12 Ed. Night, TBA
- 19 Digital Competition night
- 26 Photo Forum Night, Q & A, Demos

### October 2019

- 3 Challenge Night - Theme TBA Sept. 5
- 10 Ed. Night, TBA
- 17 Digital Competition night
- 24 Photo Forum Night, Q & A, Demos
- 31 Board Meeting 7 PM

### November 2019

- 7 Challenge Night - Theme TBA Oct. 3
- 14 Ed. Night, TBA
- 21 Digital Competition night
- 28 Photo Forum Night, Q & A, Demos

### December 2019

- 5 Challenge Night - Theme TBA Nov. 7
- 12 Digital Competition night

**Only Two Meetings**  
**this month**

### January 2020

- 2 Challenge Night - Theme TBA Dec. 5
- 9 Ed. Night, TBA
- 16 Digital Competition night
- 23 Photo Forum Night, Q & A, Demos
- 30 Board Meeting 7 PM

## Where To Go

### • Chris Baird - *Has a photo selected for the* *AARP 2020 Calendar -*

Chris has one of her Oregon Lighthouse series photos selected for the American Association of Retired Persons Foundation calendar for next year. The calendars are not for sale and are sent free to folks who donate above their membership dues. They intend to print over 700,000 copies! **Congratulations Chris.** (Watch for a photo in the October Bellows.)

### • Carmen Bayley -

**At the Courthouse in June** will have a personal show in the Harris Hall Lobby during the month. The show can be seen during work hours 8-5 Mon. - Fri. at 125 East 8th Ave.

## Got a show? We want to know!

**Have your photos  
been published?**

- Magazines
- Brochures
- Calendars
- Scientific Journals

**Send complete details to:**  
**<bittled70@gmail.com>**

*"If you don't blow your own horn,  
somebody else will use it  
for a spittoon."*

Ambrose Bierce

## Classified

### Classifieds Free to EPS members



Classified Ads  
Free to all  
EPS members

### BEST PRICES EPS WHOLESALE print show supplies

#### \$17 FRAMES (16"x 20" OD)

Black or Silver aluminum,  
including hardware & glass

#### \$7 MATS (16"x 20" OD)

Double whites, Whites / black core (look  
like doubles)

always include stiff backers

*Center-cuts with 10"x 15"*

*or 12"x 16" openings*

#### \$5 TRANSPORT BOXES

for moving framed images

(some assembly req.)

**\$2 from each of the above  
purchases goes to EPS**

**Contact:**

**Bruce Bittle 541.343.2386**

**FREE Delivery to club meetings!**

## Legal Stuff

**The Bellows** is published ten times per year by the *Emerald Photographic Society*, a not-for-profit organization, and is completely supported by EPS funds. All materials within do not necessarily reflect the views of the EPS Board of Directors, officers, membership, supporting vendors or editor of this publication. All brand and product names listed are trademarked and/or registered and are not necessarily endorsed by EPS. However, EPS

does endorse vendors, offering discounts to our members, listed on the last page (randomly as space allows on other pages) of each issue.

**The Bellows** policy is to always adequately attribute all images & posted content. **The Bellows** cannot be responsible for images or any other content acquired from unidentified web pages with no visible attribution or on-line contact information.

Reprinting articles from **The Bellows** for non-commercial use is permitted so long

as the photo or article is not copyrighted and source credit is given to EPS, the author and this newsletter. Any other reproduction requires specific written permission from the editor.

Inquiries about, or submissions for **The Bellows** (deadline is the last week of the month for following month publication) send to Editor, c/o Emerald Photographic Society, 1236 Debrick Rd., Eugene, OR 97401, or by email <bittled70@gmail.com>



## *EPS Preferred Vendors*

Show your membership card to these vendors for nice discounts.  
Be a good ambassador for EPS each time you receive these discounts  
by letting these folks know how much you appreciate their support.



### **Dotson's Camera Store**

1668 South Willamette Street

15% Discounts on in-house processing (including slide processing)

*Your camera's home  
away from home*

### **Focal Point Photography**

161 West Ellendale, Dallas, OR

Equipment Rentals, Trade Ins, discounts on most items Call Mike Lowery, 503.623.6300

### **Oregon Gallery**

199 East Fifth Avenue, Eugene

15% discount on all matting and framing

### **Red River Paper**

Professional quality papers of all types for much less than printer mfg. brands

10% rebate to EPS when ordered directly from our web site

### ***The Shutterbug* Camera Stores**

Two Stores 207 Coburg Rd. & Valley River Center

10% discount on photo accessories and photo finishing

### ***TechMedic* Apple Mac Computer Technicians**

*EPS Preferred Vendor*

2125 W. 7th Ave (Big "Y" Center)

541•484•3603

### **U of O Bookstore Art Department (Basement)**

Corner of 13th Ave. & Alder St.

20% discount on all art supplies